

# **1<sup>st</sup> Year Retention by Colleges with Pell and HOPE Eligibility Status**

## **IPEDS First Time Freshman Cohorts for Fall 2003, 2004, 2005, 2006, and 2007**



**Office of Strategic Research  
and Analysis**

January 26, 2009

**Georgia Southern University**  
**Office of Strategic Research and Analysis (OSRA)**  
**January 7, 2009**

**Project Request:** IPEDS First Time Freshman Retention by Georgia Southern College and by Pell and Hope Eligibility Status.

**Requested by:** Dr. Jayne Perkins Brown, Associate Vice President, Strategic Research and Analysis

**Project Abstract:** Data were requested on 1<sup>st</sup> year retention of the Fall 2003, 2004, 2005, 2006, and 2007 IPEDS First Time Freshman Cohorts. The intent of this analysis was to provide characteristics on first year students who returned to the University.

**Methodology:** The Student Information Reporting System (SIRS) files were used to identify the cohorts and determine 1<sup>st</sup> year retention. Starting in fall 2008, SIRS is replaced by the Board of Regents (BOR) Academic Data Mart (ADM) Legacy-like Table (LLT). The Banner table faismgr.rpratrm was used to determine students awarded Pell Grants their first year. The table gasis.zhrhacc was used to determine the last HOPE eligibility status of students their first year. The major for the student upon their initial enrollment at Georgia Southern is the major defined in this report. Retention rates reflect students' return to the University but not necessarily to the same college or major.

The cohorts which are tracked in this report are the IPEDS First-time, Full-time Degree-seeking Freshmen defined as undergraduates who enter college for the first time in Fall Term or who have graduated from high school within the same calendar year of that Fall Term. First time summer students are also included if they are enrolled in the Fall Term.

Note: This report was originally created in fall 2007. In subsequent years, the report is updated with the latest cohort.

**HOPE - Helping Outstanding Pupils Educationally** - is Georgia's unique scholarship and grant program that rewards students with financial assistance in degree, diploma, and certificate programs at eligible Georgia public and private colleges and universities, and public technical colleges. HOPE is funded entirely by the Georgia Lottery for Education, which also funds Georgia's statewide pre-kindergarten program. Since the HOPE Program began in 1993, over \$3.8 billion in HOPE funds have been awarded to more than 1.1 million students attending Georgia's colleges, universities, and technical colleges. Georgia residents' enrolling in a degree program at an eligible Georgia public or private college, university, or public technical college may be eligible for the HOPE Scholarship by demonstrating academic achievement as stated in the scholarship requirements. The award at public institutions covers tuition, HOPE-approved mandatory fees, and a book allowance.

SOURCE: <http://www.gacollege411.org/finaid/scholarshipsandgrants/hopescholarship/default.asp>

**Federal Pell Grant Program:**

The Pell Grant Program is a need-based Grant which serves as the foundation of federal student aid, to which aid from other federal and nonfederal sources may be added. The purpose of the Pell Grant Program is to provide undergraduate

students who demonstrate financial need with federal grant assistance toward the cost of attendance at eligible public and private colleges/universities and technical colleges. Students may be eligible by meeting the following criteria as of Fall 2008: 1-Demonstrate financial need, as determined by federal need-analysis methodology, 2-Enrolled in an eligible public college, university, or technical college as an undergraduate student seeking a college degree or technical certificate/diploma, 3-Must not have earned bachelor's or graduate level college degree, 4-Be a U.S. citizen or national of the U.S. or have evidence from INS of eligible permanent resident alien status, 5-Be in compliance with Selective Service registration requirements, 6-Not be in default or owe a refund on a federal financial aid program, 7-Maintain satisfactory academic progress, as defined by the college.

SOURCE: <http://gacollege411.org/FinAid/ScholarshipsAndGrants/pell.asp>

**Project Timeframe:** December 2008 – January 2009

**Project Costs:** staff time, plus copies of project info

**Project Contact:** Dr. Jayne Perkins Brown, Associate Vice President, Strategic Research and Analysis

**Project Support:** Office of Strategic Research and Analysis

- Dr. Jayne Perkins Brown, Associate Vice President
- Mr. Paul Wilver, Assistant Director, Decision Support Systems

**Project Source of Copies:** Office of Strategic Research and Analysis  
Georgia Southern University  
P.O. Box 8126  
Statesboro, GA 30460-8126  
(912) 478-5218, (912) 478-1403-fax

**Distribution:** President's Cabinet, Academic Advisory Council, OSRA file.

**Number of pages:** 38

**Notes:** n/a

**File Location:** U:\Studies\retentionGraduationRate\Retention Rate by College for Web\Fall 2008\ReportCardRetention\_F03-F07\_abstract\_010609.doc

## Executive Summary

Georgia Southern University tracks retention of freshmen by using the National Center for Education Statistics-Integrated Postsecondary Education Data Systems (IPEDS) and University System of Georgia definitions. These definitions are the same and define the cohorts as those students who are:

- First-time,
- Full-time,
- Degree-seeking,
- Major upon initial matriculation, and
- Freshman

Additionally these students are undergraduates who enter college for the first time in the noted Fall Term or who have graduated from high school within the same calendar year of that Fall Term. First-time summer students are also included if they are enrolled in the Fall Term.

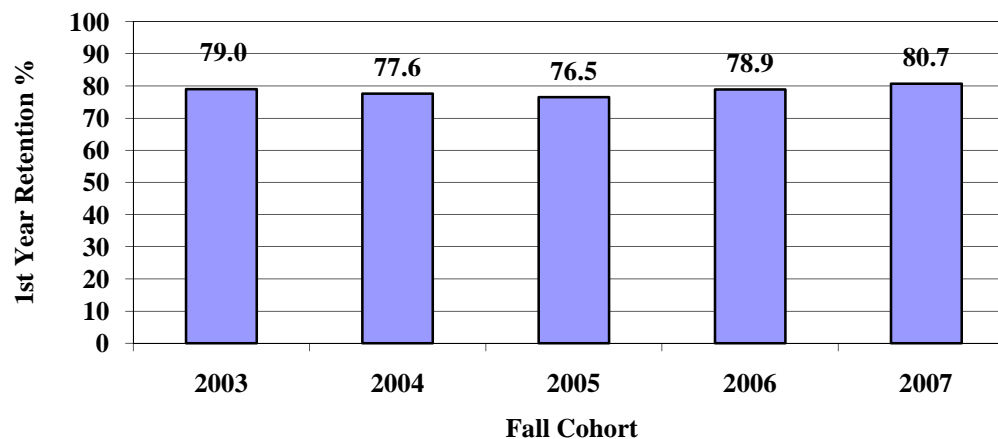
The major for the student upon their initial enrollment at Georgia Southern is the major defined in this report. Retention rates reflect students' return to the University but not necessarily to the same college or major. Georgia Southern overall first-year retention rates for these students have increased from 76.5% for the Fall 2005 cohort to the University's highest retention rate for the Fall 2007 cohort of 80.7%.

This report also provides detail on these same cohorts but reviewing several other paths of interest: by college and majors (excluding the College of Public Health which has no undergraduate students), by HOPE scholarship eligible/not, and by PELL Grant eligible/not. Fall 2007 cohorts by colleges were retained at a higher rate ( $\geq 80\%$ ) in all colleges, except the College of Information Technology which dropped almost 8% from the previous year to 72%. Students linked to the Office of the Provost were retained at a rate of 78%, reflecting only a 1% decline.

These data should be useful as departments and colleges review initiatives that were implemented for student success relating to academic progress and retention to the University. Additionally the changes to academic advising processes may be a topic for further investigation to assess any potential impact on improved retention for students.

## Georgia Southern University First Time Freshman 1<sup>st</sup> Year Retention

### Georgia Southern University



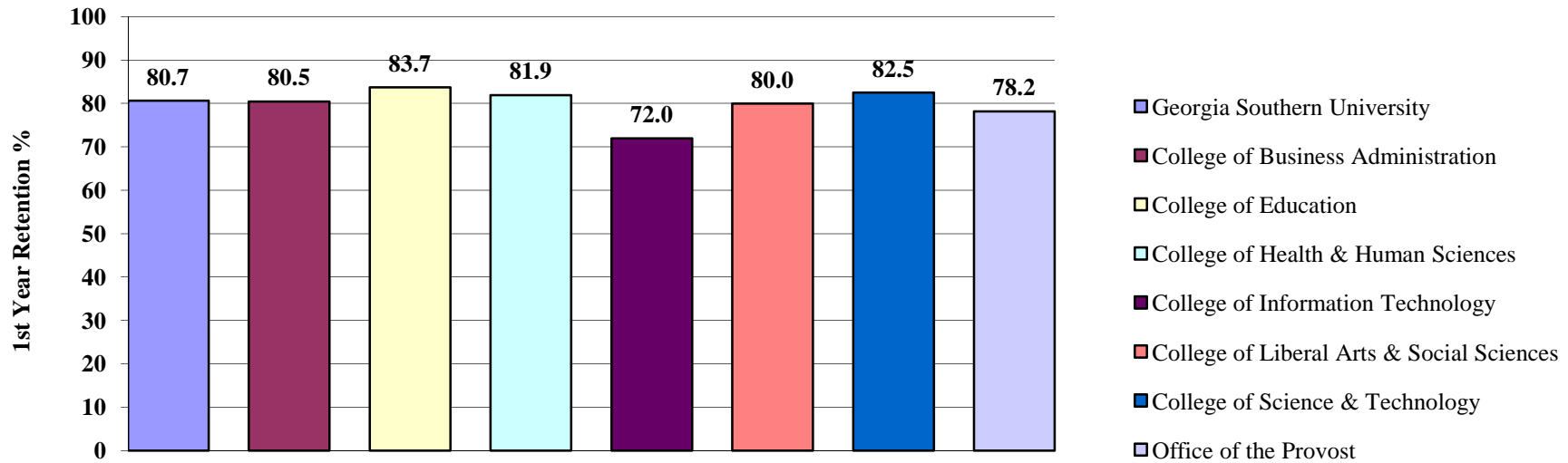
College	2003			2004			2005			2006			2007		
	Cohort	n	Retention %	Cohort	n	Retention %	Cohort	n	Retention %	Cohort	n	Retention %	Cohort	n	Retention %
<b>Georgia Southern University</b>	<b>2,735</b>	<b>2,161</b>	<b>79.0</b>	<b>2,983</b>	<b>2,315</b>	<b>77.6</b>	<b>3,125</b>	<b>2,390</b>	<b>76.5</b>	<b>2,732</b>	<b>2,155</b>	<b>78.9</b>	<b>3,029</b>	<b>2,443</b>	<b>80.7</b>
College of Business Administration	420	324	77.1	478	371	77.6	578	441	76.3	495	385	77.8	486	391	80.5
College of Education	245	190	77.6	240	191	79.6	265	205	77.4	152	120	78.9	147	123	83.7
College of Health & Human Sciences	378	297	78.6	382	300	78.5	449	346	77.1	422	332	78.7	464	380	81.9
College of Information Technology	96	84	87.5	103	81	78.6	83	68	81.9	79	63	79.7	82	59	72.0
College of Liberal Arts & Social Sciences	433	353	81.5	473	366	77.4	508	379	74.6	557	438	78.6	604	483	80.0
College of Science & Technology	593	466	78.6	684	535	78.2	682	525	77.0	609	486	79.8	760	627	82.5
College of Science & Technology <b>Less Engineering Studies Programs<sup>a</sup></b>	377	291	77.2	411	315	76.6	404	309	76.5	357	279	78.2	496	396	79.8
Office of the Provost	570	447	78.4	623	471	75.6	560	426	76.1	418	331	79.2	486	380	78.2
Office of the Provost <b>Less Learning Support</b>	555	439	79.1	599	455	76.0	542	416	76.8	411	325	79.1	481	377	78.4

**Notes:** Cohorts are IPEDS First-time, Full-time, Degree-seeking Freshmen. The Jiann-Ping Hsu College of Public Health is not included since it only offers graduate level programs.

Retention is to the University; not necessarily to the same college or major.

<sup>a</sup> Engineering Studies majors excluded are GTREP, Regents Engineering Transfer Program, Two Plus Engineering Transfer, and Technology Options Program.

## Georgia Southern University First Time Freshman 1<sup>st</sup> Year Retention

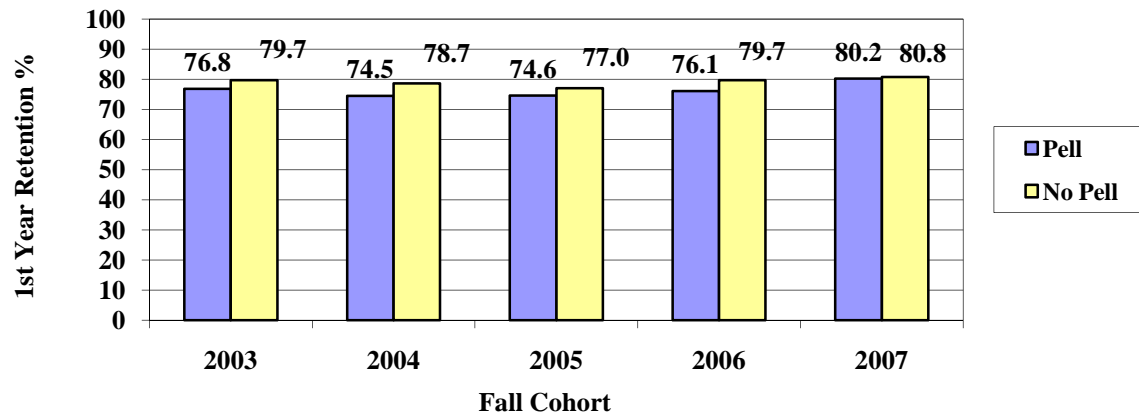


College	Cohort	2007 Retention	
		n	%
<b>Georgia Southern University</b>	<b>3,029</b>	<b>2,443</b>	<b>80.7</b>
College of Business Administration	486	391	80.5
College of Education	147	123	83.7
College of Health & Human Sciences	464	380	81.9
College of Information Technology	82	59	72.0
College of Liberal Arts & Social Sciences	604	483	80.0
College of Science & Technology	760	627	82.5
Office of the Provost	486	380	78.2

**Notes:** Cohorts are IPEDS First-time, Full-time, Degree-seeking Freshmen. The Jiann-Ping Hsu College of Public Health is not included since it only offers graduate level programs. Retention is to the University; not necessarily to the same college or major.

## Georgia Southern University First Time Freshman 1<sup>st</sup> Year Retention

### Georgia Southern University

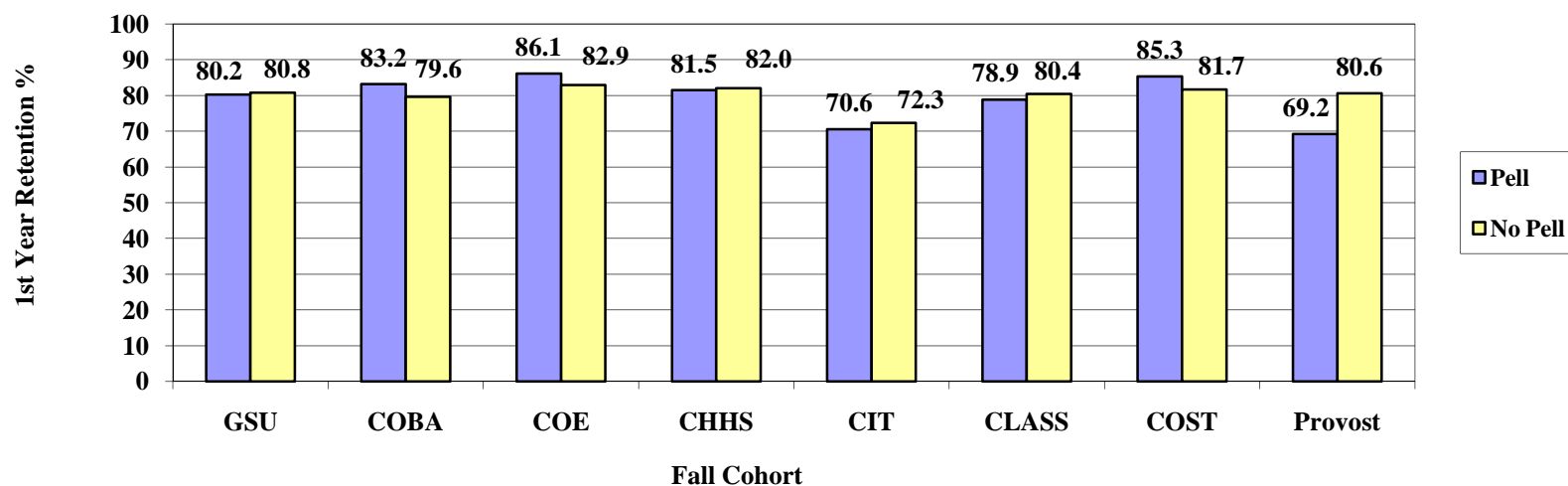


Pell Status	2003			2004			2005			2006			2007		
	Cohort	n	Retention %	Cohort	n	Retention %	Cohort	n	Retention %	Cohort	n	Retention %	Cohort	n	Retention %
<b>Georgia Southern University</b>	<b>2,735</b>	<b>2,161</b>	<b>79.0</b>	<b>2,983</b>	<b>2,315</b>	<b>77.6</b>	<b>3,125</b>	<b>2,390</b>	<b>76.5</b>	<b>2,732</b>	<b>2,155</b>	<b>78.9</b>	<b>3,029</b>	<b>2,443</b>	<b>80.7</b>
Pell	639	491	76.8	748	557	74.5	685	511	74.6	610	464	76.1	734	589	80.2
No Pell	2,096	1,670	79.7	2,235	1,758	78.7	2,440	1,879	77.0	2,122	1,691	79.7	2,295	1,854	80.8

**Notes:** Cohorts are IPEDS First-time, Full-time, Degree-seeking Freshmen. Pell status is based on a student receiving a Pell grant their first year or not. Retention is to the University; not necessarily to the same college or major.

## Georgia Southern University First Time Freshman 1<sup>st</sup> Year Retention

### Georgia Southern University

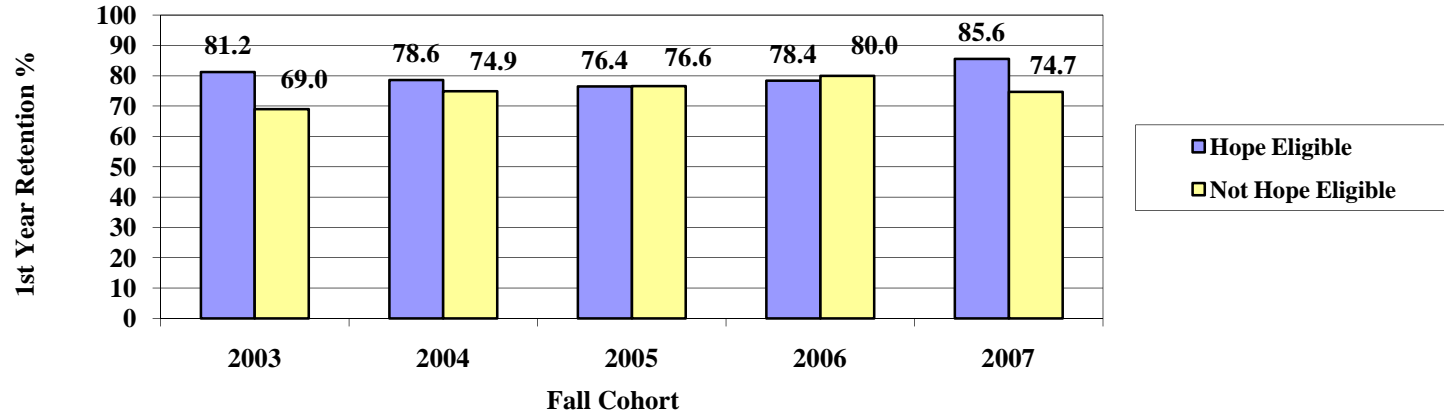


College	2007								
	Retention			Retention			Total	Retention	
	Pell	n	%	No Pell	n	%			n
<b>Georgia Southern University</b>	<b>734</b>	<b>589</b>	<b>80.2</b>	<b>2295</b>	<b>1854</b>	<b>80.8</b>	<b>3029</b>	<b>2443</b>	<b>80.7</b>
College of Business Administration	113	94	83.2	373	297	79.6	486	391	80.5
College of Education	36	31	86.1	111	92	82.9	147	123	83.7
College of Health & Human Sciences	119	97	81.5	345	283	82.0	464	380	81.9
College of Information Technology	17	12	70.6	65	47	72.3	82	59	72.0
College of Liberal Arts & Social Sciences	175	138	78.9	429	345	80.4	604	483	80.0
College of Science & Technology	170	145	85.3	590	482	81.7	760	627	82.5
Office of the Provost	104	72	69.2	382	308	80.6	486	380	78.2

**Notes:** Cohorts are IPEDS First-time, Full-time, Degree-seeking Freshmen. Pell status is based on a student receiving a Pell grant their first year or not. Retention is to the University; not necessarily to the same college or major.

## Georgia Southern University First Time Freshman 1<sup>st</sup> Year Retention

### Georgia Southern University

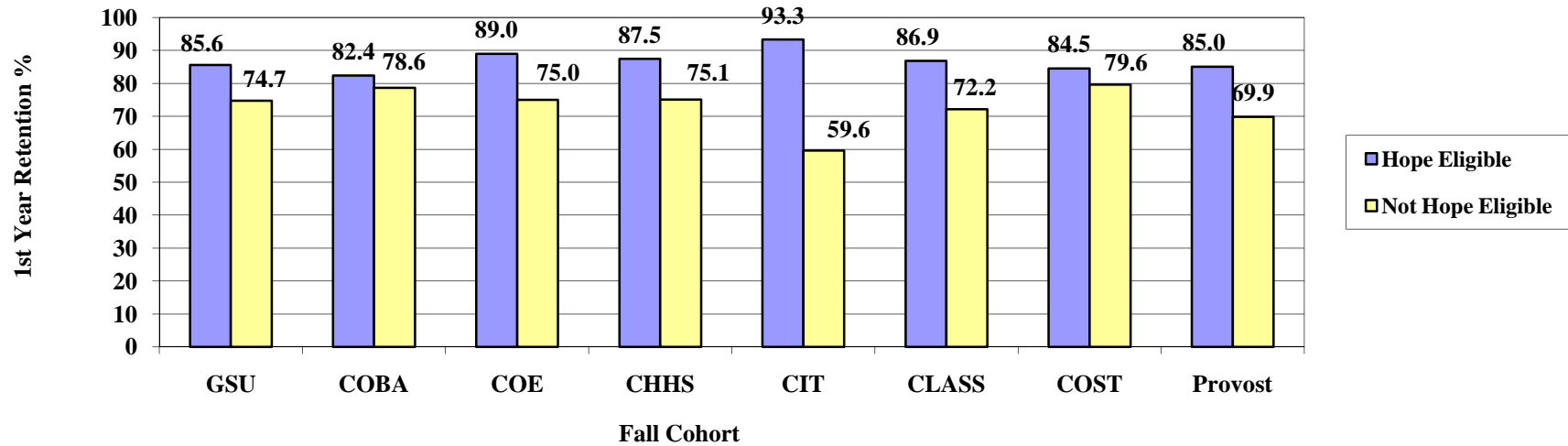


	2003			2004			2005			2006			2007		
	Cohort	n	Retention %	Cohort	n	Retention %	Cohort	n	Retention %	Cohort	n	Retention %	Cohort	n	Retention %
<b>Georgia Southern University</b>	<b>2,735</b>	<b>2,161</b>	<b>79.0</b>	<b>2,983</b>	<b>2,315</b>	<b>77.6</b>	<b>3,125</b>	<b>2,390</b>	<b>76.5</b>	<b>2,732</b>	<b>2,155</b>	<b>78.9</b>	<b>3,029</b>	<b>2,443</b>	<b>80.7</b>
Hope Eligible	2,239	1,819	81.2	2,194	1,724	78.6	2,282	1,744	76.4	1,889	1,481	78.4	1,652	1,414	85.6
Not Hope Eligible	496	342	69.0	789	591	74.9	843	646	76.6	843	674	80.0	1,377	1,029	74.7

**Notes:** Cohorts are IPEDS First-time, Full-time, Degree-seeking Freshmen. Hope eligibility is based on a student's last status their first year. Retention is to the University; not necessarily to the same college or major.

## Georgia Southern University First Time Freshman 1<sup>st</sup> Year Retention

### Georgia Southern University



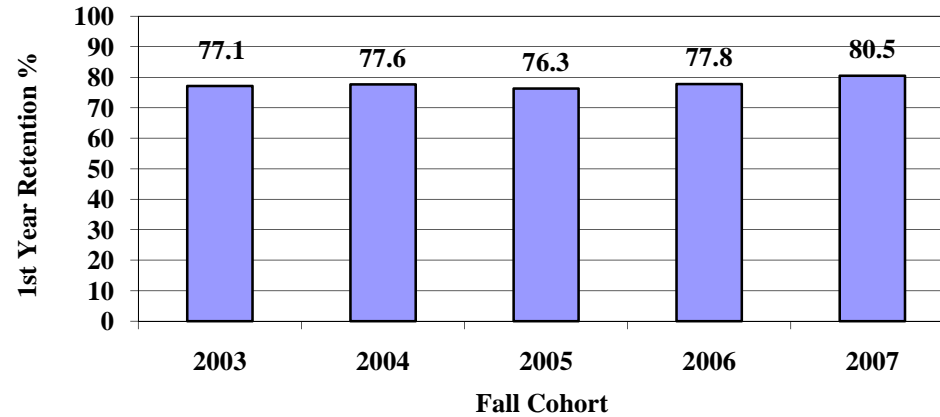
College	2007								
	Hope Elig.	Retention		Not Hope Elig.	Retention		Total	Retention	
		n	%		n	%		n	%
<b>Georgia Southern University</b>	<b>1652</b>	<b>1414</b>	<b>85.6</b>	<b>1377</b>	<b>1029</b>	<b>74.7</b>	<b>3029</b>	<b>2443</b>	<b>80.7</b>
College of Business Administration	238	196	82.4	248	195	78.6	486	391	80.5
College of Education	91	81	89.0	56	42	75.0	147	123	83.7
College of Health & Human Sciences	255	223	87.5	209	157	75.1	464	380	81.9
College of Information Technology	30	28	93.3	52	31	59.6	82	59	72.0
College of Liberal Arts & Social Sciences	320	278	86.9	284	205	72.2	604	483	80.0
College of Science & Technology	451	381	84.5	309	246	79.6	760	627	82.5
Office of the Provost	267	227	85.0	219	153	69.9	486	380	78.2

**Notes:** Cohorts are IPEDS First-time, Full-time, Degree-seeking Freshmen. Hope eligibility is based on a student's last status their first year. Retention is to the University; not necessarily to the same college or major.

# **College of Business Administration**

**Georgia Southern University**  
**First Time Freshman 1<sup>st</sup> Year Retention By College/Major/Pell and HOPE Eligibility**

**College of Business Administration**

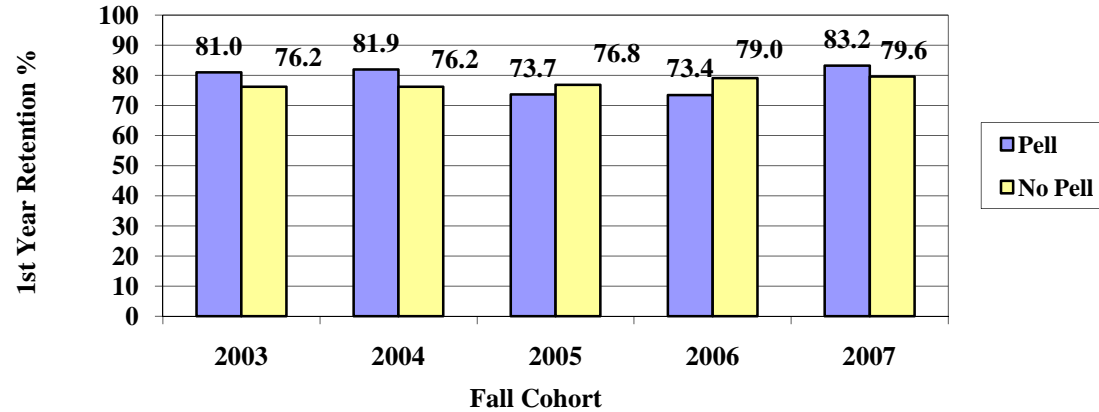


College/Major	Cohort	2003		2004		2005		2006		2007					
		n	%	n	%	n	%	n	%	n	%				
<b>College of Business Administration</b>	<b>420</b>	<b>324</b>	<b>77.1</b>	<b>478</b>	<b>371</b>	<b>77.6</b>	<b>578</b>	<b>441</b>	<b>76.3</b>	<b>495</b>	<b>385</b>	<b>77.8</b>	<b>486</b>	<b>391</b>	<b>80.5</b>
Accounting	0	0		0	0		0	0		0	0		1	1	100.0
Finance	1	0	0.0	0			0			0			1	1	100.0
Information Systems	1	0	0.0	3	1	33.3	0			0			1	1	100.0
Logis/Intermodal Transport	1	1	100.0	0			0			0			0		
Marketing	0			0			0			0			1	1	100.0
Marketing/Fash Merchandising	1	1	100.0	0			0			0			0		
Marketing/Sales & Sales Mgt	0			0			1	1	100.0	0			0		
Pre-Bus Info/Systems	9	8	88.9	3	2	66.7	0			0			0		
Pre-Business	407	314	77.1	472	368	78.0	577	440	76.3	495	385	77.8	482	387	80.3

**Notes:** Cohorts are IPEDS First-time, Full-time, Degree-seeking Freshmen. Majors are at first enrollment. Retention is to the University; not necessarily to the same college or major.

**Georgia Southern University**  
**First Time Freshman 1<sup>st</sup> Year Retention By College/Major/Pell and HOPE Eligibility**

**College of Business Administration**

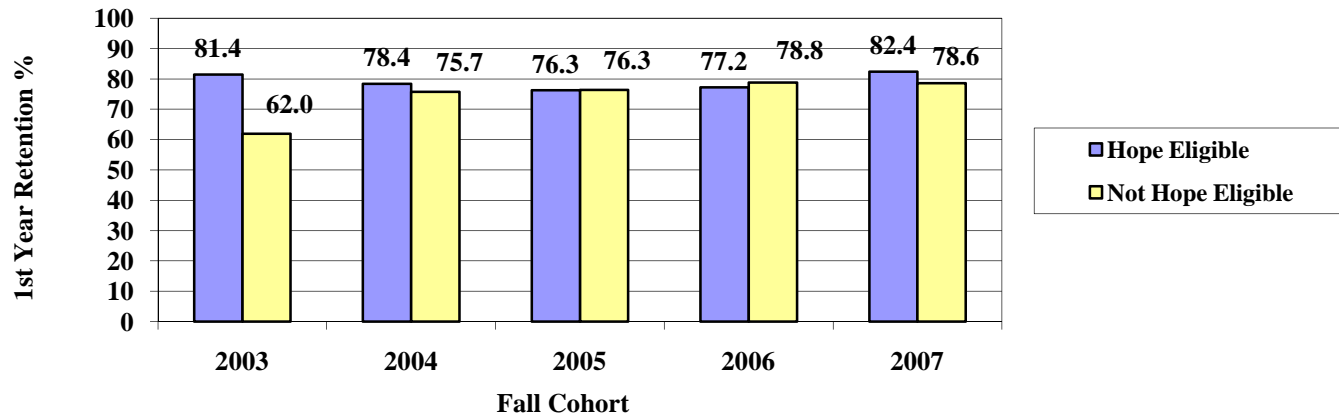


College/Pell Status	Cohort	2003		2004		2005		2006		2007					
		n	%	n	%	n	%	n	%	n	%				
<b>College of Business Administration</b>	<b>420</b>	<b>324</b>	<b>77.1</b>	<b>478</b>	<b>371</b>	<b>77.6</b>	<b>578</b>	<b>441</b>	<b>76.3</b>	<b>495</b>	<b>385</b>	<b>77.8</b>	<b>486</b>	<b>391</b>	<b>80.5</b>
Pell	84	68	81.0	116	95	81.9	95	70	73.7	109	80	73.4	113	94	83.2
No Pell	336	256	76.2	362	276	76.2	483	371	76.8	386	305	79.0	373	297	79.6

**Notes:** Cohorts are IPEDS First-time, Full-time, Degree-seeking Freshmen. Pell status is based on a student receiving a Pell grant their first year or not. Retention is to the University; not necessarily to the same college or major.

**Georgia Southern University**  
**First Time Freshman 1<sup>st</sup> Year Retention By College/Major/Pell and HOPE Eligibility**

**College of Business Administration**



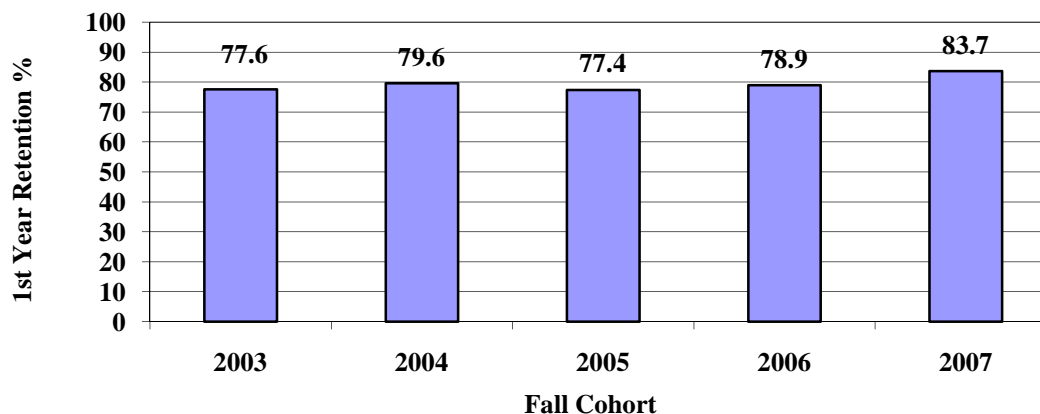
College/Hope Eligibility	2003			2004			2005			2006			2007		
	Cohort	Retention		Cohort	Retention		Cohort	Retention		Cohort	Retention		Cohort	Retention	
		n	%		n	%		n	%		n	%		n	%
<b>College of Business Administration</b>	<b>420</b>	<b>324</b>	<b>77.1</b>	<b>478</b>	<b>371</b>	<b>77.6</b>	<b>578</b>	<b>441</b>	<b>76.3</b>	<b>495</b>	<b>385</b>	<b>77.8</b>	<b>486</b>	<b>391</b>	<b>80.5</b>
Hope Eligible	328	267	81.4	342	268	78.4	409	312	76.3	316	244	77.2	238	196	82.4
Not Hope Eligible	92	57	62.0	136	103	75.7	169	129	76.3	179	141	78.8	248	195	78.6

**Notes:** Cohorts are IPEDS First-time, Full-time, Degree-seeking Freshmen. Hope eligibility is based on a student's last status their first year. Retention is to the University; not necessarily to the same college or major.

# **College of Education**

**Georgia Southern University**  
**First Time Freshman 1st Year Retention By College/Major/Pell and HOPE Eligibility**

**College of Education**



College/Major	2003			2004			2005			2006			2007		
	Cohort	n	Retention %	Cohort	n	Retention %	Cohort	n	Retention %	Cohort	n	Retention %	Cohort	n	Retention %
<b>College of Education</b>	<b>245</b>	<b>190</b>	<b>77.6</b>	<b>240</b>	<b>191</b>	<b>79.6</b>	<b>265</b>	<b>205</b>	<b>77.4</b>	<b>152</b>	<b>120</b>	<b>78.9</b>	<b>147</b>	<b>123</b>	<b>83.7</b>
Art Education	1	1	100.0	0			0			0			0		
Early Childhood Education	3	3	100.0	6	6	100.0	1	0	0.0	0			8	4	50.0
Health & Physical Education	0			1	1	100.0	1	0	0.0	0			1	1	100.0
Middle Grades Education	1	1	100.0	0			0			1	1	100.0	4	4	100.0
Pre-Ed Teach FieldChemistry	0			0			1	1	100.0	0			0		
Pre-Ed Teaching Field-Biology	3	3	100.0	5	4	80.0	3	2	66.7	0			0		
Pre-Ed Art Education	4	4	100.0	8	7	87.5	2	1	50.0	0			0		
Pre-Ed Business Education	3	3	100.0	2	2	100.0	7	7	100.0	0			0		
Pre-Ed Early Child ED/BRC	0			0			5	4	80.0	1	0	0.0	0		
Pre-Ed Early Childhood Ed	103	89	86.4	100	80	80.0	122	94	77.0	106	84	79.2	110	92	83.6
Pre-Ed English Education	20	14	70.0	20	17	85.0	9	9	100.0	0			0		
Pre-Ed Fam/Consumer Sciences	1	1	100.0	3	3	100.0	3	3	100.0	4	4	100.0	1	1	100.0
Pre-Ed Health & Phys-Ed	11	6	54.5	10	6	60.0	9	1	11.1	9	5	55.6	7	6	85.7
Pre-Ed Mathematics Ed	21	17	81.0	13	10	76.9	21	18	85.7	1	1	100.0	0		
Pre-Ed Middle Grades Ed	14	10	71.4	15	13	86.7	21	17	81.0	15	11	73.3	4	4	100.0

*continued on next page*

**Georgia Southern University**  
**First Time Freshman 1st Year Retention By College/Major/Pell and HOPE Eligibility**

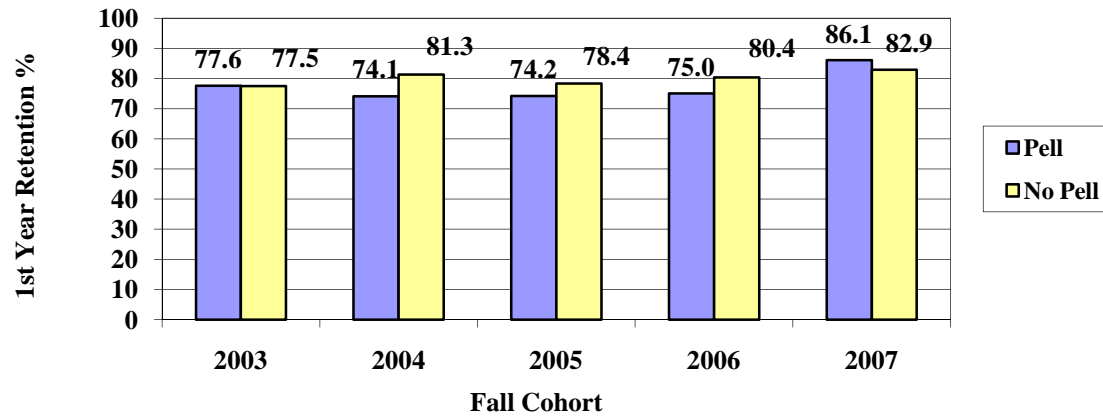
*continued from previous page*

College/Major	2003			2004			2005			2006			2007		
	Cohort	Retention		Cohort	Retention		Cohort	Retention		Cohort	Retention		Cohort	Retention	
		n	%		n	%		n	%		n	%		n	%
<b>College of Education</b>	<b>245</b>	<b>190</b>	<b>77.6</b>	<b>240</b>	<b>191</b>	<b>79.6</b>	<b>265</b>	<b>205</b>	<b>77.4</b>	<b>152</b>	<b>120</b>	<b>78.9</b>	<b>147</b>	<b>123</b>	<b>83.7</b>
Pre-Ed Special Education	12	7	58.3	10	8	80.0	19	16	84.2	14	13	92.9	10	9	90.0
Pre-Ed Teach Field-Geography	1	0	0.0	1	0	0.0	0			0			0		
Pre-Ed Teach Field-Poli Sci	3	3	100.0	1	1	100.0	1	0	0.0	0			0		
Pre-Ed Teach Fld-French	2	0	0.0	1	0	0.0	1	1	100.0	0			0		
Pre-Ed Teach Fld-German	0			1	0	0.0	0			0			0		
Pre-Ed Teach Fld-Spanish	2	1	50.0	0			7	6	85.7	0			0		
Pre-Ed Teach Fld-Tech Ed	1	0	0.0	4	3	75.0	0			0			1	1	100.0
Pre-Ed Teaching Field Physics	1	1	100.0	1	1	100.0	0			0			0		
Pre-Ed Teaching Field-History	15	11	73.3	24	20	83.3	22	18	81.8	1	1	100.0	0		
Pre-Education	13	7	53.8	13	9	69.2	10	7	70.0	0			0		
Spanish	1	1	100.0	0			0			0			0		
Special Education	1	1	100.0	0			0			0			1	1	100.0
Tch Field-Mathematics Ed	2	1	50.0	0			0			0			0		
Teach Fld-Technology Ed	1	1	100.0	0			0			0			0		
Teaching Field-English	3	3	100.0	0			0			0			0		
Teaching Field-Geography	1	1	100.0	0			0			0			0		
Teaching Field-History	1	0	0.0	1	0	0.0	0			0			0		

**Notes:** Cohorts are IPEDS First-time, Full-time, Degree-seeking Freshmen. Majors are at first enrollment. Retention is to the University; not necessarily to the same college or major.

**Georgia Southern University**  
**First Time Freshman 1st Year Retention By College/Major/Pell and HOPE Eligibility**

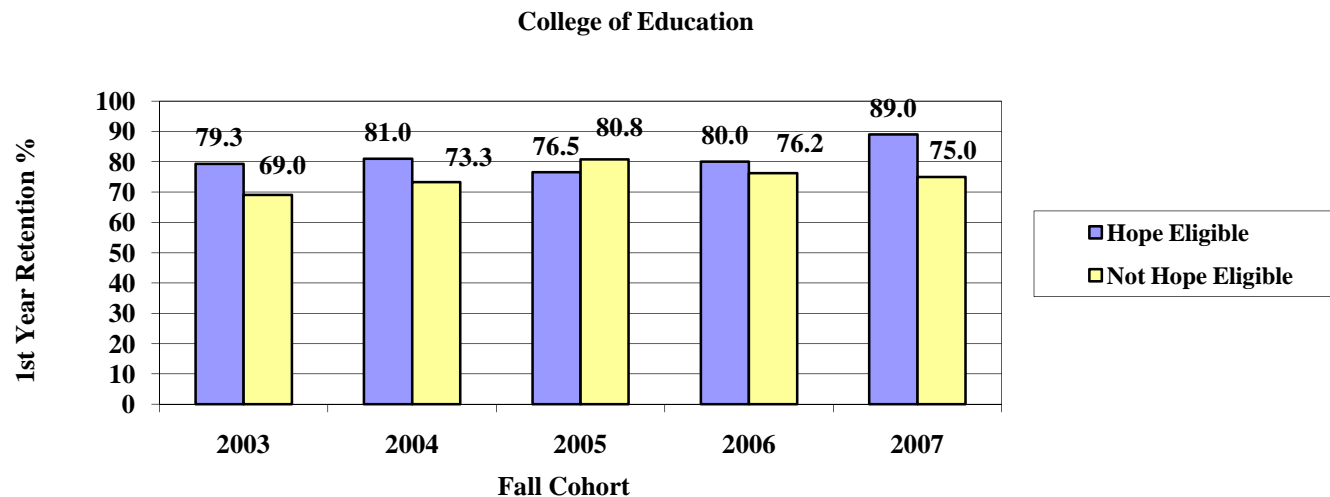
**College of Education**



College/Pell Status	2003			2004			2005			2006			2007		
	Cohort	n	Retention %	Cohort	n	Retention %	Cohort	n	Retention %	Cohort	n	Retention %	Cohort	n	Retention %
<b>College of Education</b>	<b>245</b>	<b>190</b>	<b>77.6</b>	<b>240</b>	<b>191</b>	<b>79.6</b>	<b>265</b>	<b>205</b>	<b>77.4</b>	<b>152</b>	<b>120</b>	<b>78.9</b>	<b>147</b>	<b>123</b>	<b>83.7</b>
Pell	58	45	77.6	58	43	74.1	66	49	74.2	40	30	75.0	36	31	86.1
No Pell	187	145	77.5	182	148	81.3	199	156	78.4	112	90	80.4	111	92	82.9

**Notes:** Cohorts are IPEDS First-time, Full-time, Degree-seeking Freshmen. Pell status is based on a student receiving a Pell grant their first year or not. Retention is to the University; not necessarily to the same college or major.

**Georgia Southern University**  
**First Time Freshman 1st Year Retention By College/Major/Pell and HOPE Eligibility**



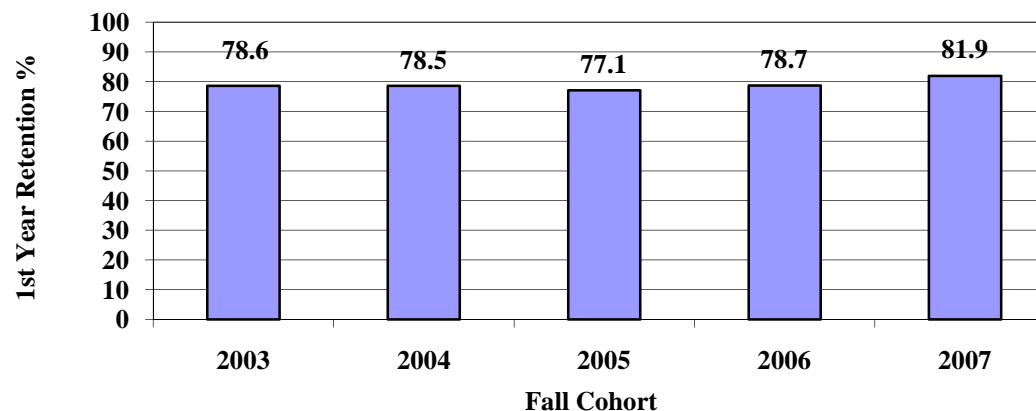
College/Hope Eligibility	2003			2004			2005			2006			2007		
	Cohort	n	Retention %	Cohort	n	Retention %	Cohort	n	Retention %	Cohort	n	Retention %	Cohort	n	Retention %
<b>College of Education</b>	<b>245</b>	<b>190</b>	<b>77.6</b>	<b>240</b>	<b>191</b>	<b>79.6</b>	<b>265</b>	<b>205</b>	<b>77.4</b>	<b>152</b>	<b>120</b>	<b>78.9</b>	<b>147</b>	<b>123</b>	<b>83.7</b>
Hope Eligible	203	161	79.3	195	158	81.0	213	163	76.5	110	88	80.0	91	81	89.0
Not Hope Eligible	42	29	69.0	45	33	73.3	52	42	80.8	42	32	76.2	56	42	75.0

**Notes:** Cohorts are IPEDS First-time, Full-time, Degree-seeking Freshmen. Hope eligibility is based on a student's last status their first year. Retention is to the University; not necessarily to the same college or major.

# **College of Health & Human Sciences**

**Georgia Southern University**  
**First Time Freshman 1st Year Retention By College/Major/Pell and HOPE Eligibility**

**College of Health & Human Sciences**



College/Major	Cohort	2003		2004		2005		2006		2007					
		n	%	n	%	n	%	n	%	n	%				
<b>College of Health &amp; Human Sciences</b>	<b>378</b>	<b>297</b>	<b>78.6</b>	<b>382</b>	<b>300</b>	<b>78.5</b>	<b>449</b>	<b>346</b>	<b>77.1</b>	<b>422</b>	<b>332</b>	<b>78.7</b>	<b>464</b>	<b>380</b>	<b>81.9</b>
Child/Fam Development	2	2	100.0	0		2	2	100.0	0		4	4	100.0		
Community Health	0			0		0			0		1	1	100.0		
Exercise Science	13	11	84.6	0		1	1	100.0	1	1	100.0	2	2	100.0	
Fashion Merch & Apparel Design	24	19	79.2	31	23	74.2	30	22	73.3	34	27	79.4	35	31	88.6
Health Behavior	0			1	1	100.0	0			0			0		
Hotel/Restr Management	10	8	80.0	19	15	78.9	16	11	68.8	12	10	83.3	9	8	88.9
Interior Design	10	6	60.0	2	2	100.0	3	3	100.0	1	1	100.0	9	6	66.7
Medical Technology	3	2	66.7	3	3	100.0	2	1	50.0	1	1	100.0	2	2	100.0
Nursing	0			0			3	3	100.0	0			2	2	100.0
Nutrition/Food Sci	6	5	83.3	4	3	75.0	0			0			0		
Nutrition/Food Sci/Dietetics	1	1	100.0	4	2	50.0	6	4	66.7	13	13	100.0	16	11	68.8
Pre-Child/Fam Development	1	1	100.0	1	1	100.0	2	2	100.0	3	3	100.0	4	4	100.0

*continued on next page*

**Georgia Southern University**  
**First Time Freshman 1st Year Retention By College/Major/Pell and HOPE Eligibility**

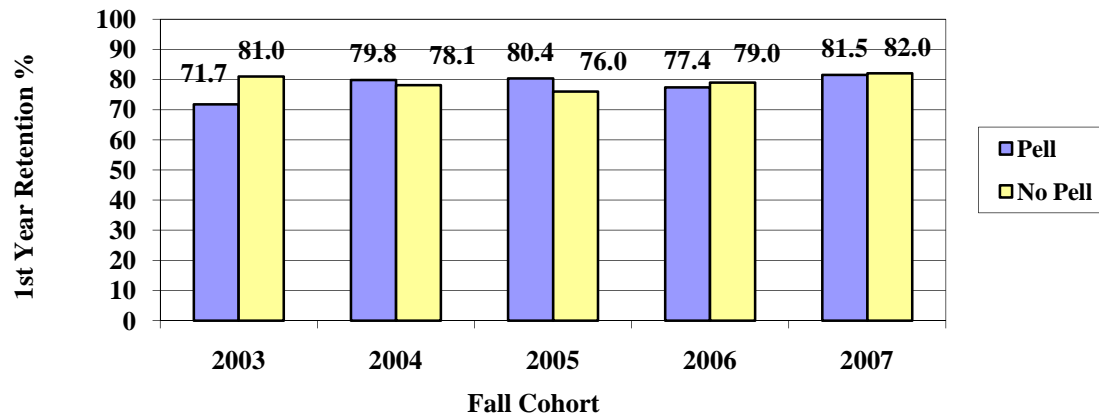
*continued from previous page*

College/Major	2003			2004			2005			2006			2007		
	Cohort	Retention		Cohort	Retention		Cohort	Retention		Cohort	Retention		Cohort	Retention	
		n	%		n	%		n	%		n	%		n	%
<b>College of Health &amp; Human Sciences</b>	<b>378</b>	<b>297</b>	<b>78.6</b>	<b>382</b>	<b>300</b>	<b>78.5</b>	<b>449</b>	<b>346</b>	<b>77.1</b>	<b>422</b>	<b>332</b>	<b>78.7</b>	<b>464</b>	<b>380</b>	<b>81.9</b>
Pre-Community Health	3	3	100.0	1	1	100.0	1	0	0.0	3	3	100.0	2	2	100.0
Pre-Exercise Science	22	19	86.4	31	24	77.4	33	26	78.8	32	28	87.5	46	41	89.1
Pre-Health Behavior	0			1	0	0.0	0			0			0		
Pre-Health Promotion	0			0			0			0			1	1	100.0
Pre-Interior Design	20	19	95.0	30	27	90.0	27	23	85.2	32	23	71.9	17	10	58.8
Pre-Nursing/Nursing	138	108	78.3	150	120	80.0	181	142	78.5	186	141	75.8	188	159	84.6
Pre-Rec/Community Leisure Serv	1	0	0.0	0			0			1	1	100.0	0		
Pre-Rec/Natrl/Cultrl Res Mgt	1	1	100.0	0			2	1	50.0	1	0	0.0	0		
Pre-Rec/Therapeutic Recreation	1	1	100.0	1	1	100.0	1	1	100.0	0			1	1	100.0
Pre-Rec/Tourism & Commercial	0			1	1	100.0	1	0	0.0	1	1	100.0	1	1	100.0
Pre-Recreation	0			0			0			1	1	100.0	0		
Pre-Sport Management	14	14	100.0	40	33	82.5	51	37	72.5	46	38	82.6	54	41	75.9
Pre-Sport Med/Athletic Train	72	49	68.1	49	36	73.5	83	64	77.1	53	40	75.5	67	50	74.6
Rec/Community Leisure Serv	1	1	100.0	1	1	100.0	0			0			0		
Rec/Natrl/Cultrl Resource Mgt	0			2	0	0.0	0			0			0		
Rec/Tourism & Commercial	0			1	0	0.0	0			0			0		
Recreation	2	0	0.0	4	2	50.0	0			0			1	1	100.0
Sport Management	33	27	81.8	2	1	50.0	1	1	100.0	0			2	2	100.0
Sports Medicine	0			1	1	100.0	0			0			0		
Sports Medicine/Athletic Train	0			2	2	100.0	3	2	66.7	1	0	0.0	0		

**Notes:** Cohorts are IPEDS First-time, Full-time, Degree-seeking Freshmen. Majors are at first enrollment. Retention is to the University; not necessarily to the same college or major.

**Georgia Southern University**  
**First Time Freshman 1st Year Retention By College/Major/Pell and HOPE Eligibility**

**College of Health & Human Sciences**

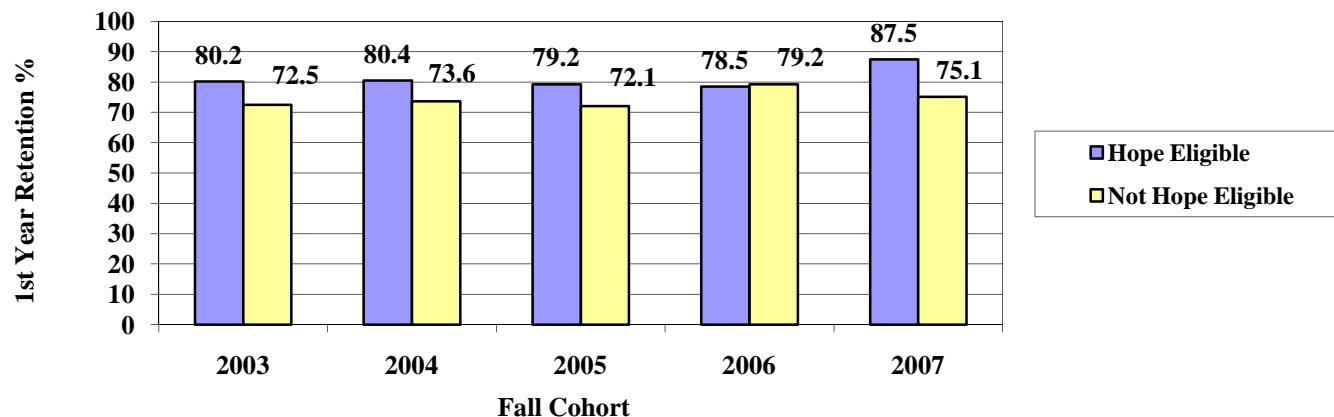


College/Pell Status	Cohort	2003		2004		2005		2006		2007					
		n	%	n	%	n	%	n	%	n	%				
<b>College of Health &amp; Human Sciences</b>	<b>378</b>	<b>297</b>	<b>78.6</b>	<b>382</b>	<b>300</b>	<b>78.5</b>	<b>449</b>	<b>346</b>	<b>77.1</b>	<b>422</b>	<b>332</b>	<b>78.7</b>	<b>464</b>	<b>380</b>	<b>81.9</b>
Pell	99	71	71.7	99	79	79.8	112	90	80.4	93	72	77.4	119	97	81.5
No Pell	279	226	81.0	283	221	78.1	337	256	76.0	329	260	79.0	345	283	82.0

**Notes:** Cohorts are IPEDS First-time, Full-time, Degree-seeking Freshmen. Pell status is based on a student receiving a Pell grant their first year or not. Retention is to the University; not necessarily to the same college or major.

**Georgia Southern University**  
**First Time Freshman 1st Year Retention By College/Major/Pell and HOPE Eligibility**

**College of Health & Human Sciences**



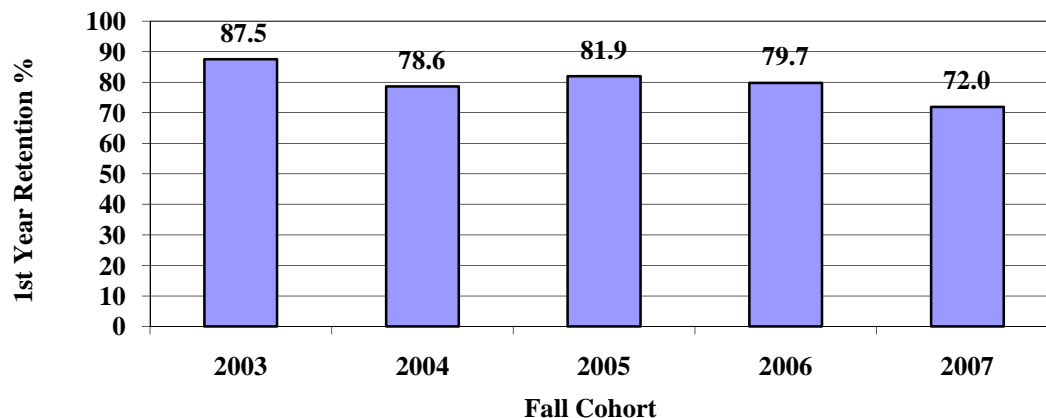
College/Hope Eligibility	2003			2004			2005			2006			2007		
	Cohort	n	Retention %	Cohort	n	Retention %	Cohort	n	Retention %	Cohort	n	Retention %	Cohort	n	Retention %
<b>College of Health &amp; Human Sciences</b>	<b>378</b>	<b>297</b>	<b>78.6</b>	<b>382</b>	<b>300</b>	<b>78.5</b>	<b>449</b>	<b>346</b>	<b>77.1</b>	<b>422</b>	<b>332</b>	<b>78.7</b>	<b>464</b>	<b>380</b>	<b>81.9</b>
Hope Eligible	298	239	80.2	276	222	80.4	313	248	79.2	297	233	78.5	255	223	87.5
Not Hope Eligible	80	58	72.5	106	78	73.6	136	98	72.1	125	99	79.2	209	157	75.1

**Notes:** Cohorts are IPEDS First-time, Full-time, Degree-seeking Freshmen. Hope eligibility is based on a student's last status their first year. Retention is to the University; not necessarily to the same college or major.

# **College of Information Technology**

**Georgia Southern University**  
**First Time Freshman 1st Year Retention By College/Major/Pell and HOPE Eligibility**

**College of Information Technology**

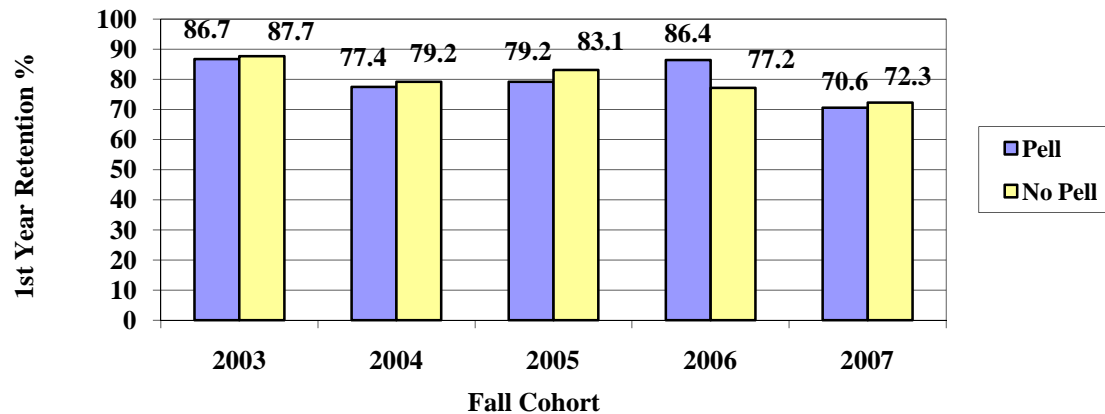


College/Major	2003			2004			2005			2006			2007		
	Cohort	n	Retention %	Cohort	n	Retention %	Cohort	n	Retention %	Cohort	n	Retention %	Cohort	n	Retention %
<b>College of Information Technology</b>	<b>96</b>	<b>84</b>	<b>87.5</b>	<b>103</b>	<b>81</b>	<b>78.6</b>	<b>83</b>	<b>68</b>	<b>81.9</b>	<b>79</b>	<b>63</b>	<b>79.7</b>	<b>82</b>	<b>59</b>	<b>72.0</b>
Computer Science	0			5	5	100.0	0			1	1	100.0	2	1	50.0
Information Technology	12	11	91.667	17	16	94.1	3	2	66.7	1	1	100.0	0		
Pre-Computer Science (242A)	46	37	80.435	56	40	71.4	33	24	72.7	36	28	77.8	48	37	77.1
Pre-Computer Science (242B)	0			2	1	50.0	0			0			0		
Pre-Information Technology	38	36	94.737	23	19	82.6	47	42	89.4	41	33	80.5	32	21	65.6

**Notes:** Cohorts are IPEDS First-time, Full-time, Degree-seeking Freshmen. Majors are at first enrollment. Retention is to the University; not necessarily to the same college or major.

**Georgia Southern University**  
**First Time Freshman 1st Year Retention By College/Major/Pell and HOPE Eligibility**

**College of Information Technology**

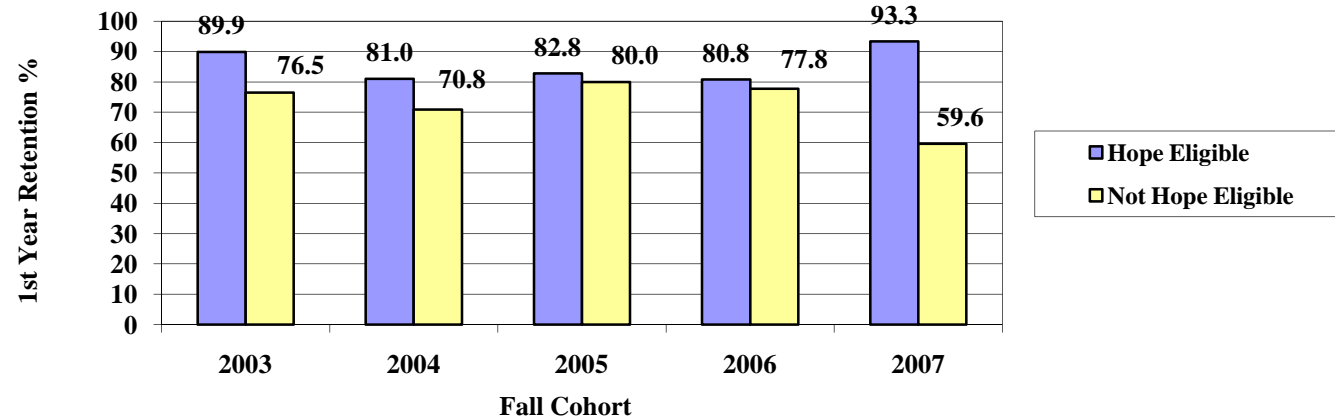


College/Pell Status	2003			2004			2005			2006			2007		
	Cohort	n	Retention %	Cohort	n	Retention %	Cohort	n	Retention %	Cohort	n	Retention %	Cohort	n	Retention %
<b>College of Information Technology</b>	<b>96</b>	<b>84</b>	<b>87.5</b>	<b>103</b>	<b>81</b>	<b>78.6</b>	<b>83</b>	<b>68</b>	<b>81.9</b>	<b>79</b>	<b>63</b>	<b>79.7</b>	<b>82</b>	<b>59</b>	<b>72.0</b>
Pell	15	13	86.7	31	24	77.4	24	19	79.2	22	19	86.4	17	12	70.6
No Pell	81	71	87.7	72	57	79.2	59	49	83.1	57	44	77.2	65	47	72.3

**Notes:** Cohorts are IPEDS First-time, Full-time, Degree-seeking Freshmen. Pell status is based on a student receiving a Pell grant their first year or not. Retention is to the University; not necessarily to the same college or major.

**Georgia Southern University**  
**First Time Freshman 1st Year Retention By College/Major/Pell and HOPE Eligibility**

**College of Information Technology**



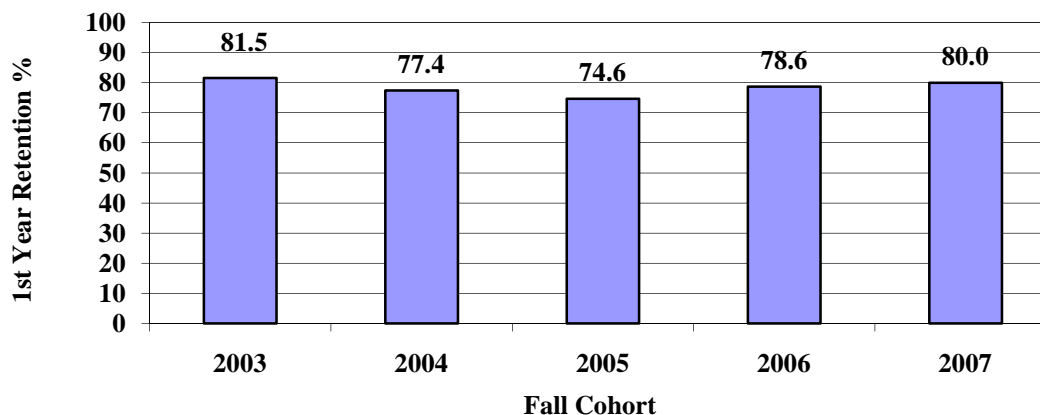
College/Hope Eligibility	2003			2004			2005			2006			2007		
	Cohort	n	Retention %	Cohort	n	Retention %	Cohort	n	Retention %	Cohort	n	Retention %	Cohort	n	Retention %
<b>College of Information Technology</b>	<b>96</b>	<b>84</b>	<b>87.5</b>	<b>103</b>	<b>81</b>	<b>78.6</b>	<b>83</b>	<b>68</b>	<b>81.9</b>	<b>79</b>	<b>63</b>	<b>79.7</b>	<b>82</b>	<b>59</b>	<b>72.0</b>
Hope Eligible	79	71	89.9	79	64	81.0	58	48	82.8	52	42	80.8	30	28	93.3
Not Hope Eligible	17	13	76.5	24	17	70.8	25	20	80.0	27	21	77.8	52	31	59.6

**Notes:** Cohorts are IPEDS First-time, Full-time, Degree-seeking Freshmen. Hope eligibility is based on a student's last status their first year. Retention is to the University; not necessarily to the same college or major.

# **College of Liberal Arts & Social Sciences**

**Georgia Southern University**  
**First Time Freshman 1st Year Retention By College/Major/Pell and HOPE Eligibility**

**College of Liberal Arts & Social Sciences**



College/Major	2003			2004			2005			2006			2007		
	Cohort	n	Retention %	Cohort	n	Retention %	Cohort	n	Retention %	Cohort	n	Retention %	Cohort	n	Retention %
<b>College of Liberal Arts &amp; Social Sciences</b>	<b>433</b>	<b>353</b>	<b>81.5</b>	<b>473</b>	<b>366</b>	<b>77.4</b>	<b>508</b>	<b>379</b>	<b>74.6</b>	<b>557</b>	<b>438</b>	<b>78.6</b>	<b>604</b>	<b>483</b>	<b>80.0</b>
Anthropology	7	4	57.1	1	0	0.0	4	4	100.0	11	11	100.0	7	7	100.0
Art	38	31	81.6	41	31	75.6	45	40	88.9	43	33	76.7	47	37	78.7
Broadcasting	3	2	66.7	3	3	100.0	0			0			35	25	71.4
Communication Arts	3	3	100.0	6	5	83.3	1	1	100.0	0			9	8	88.9
Composition	3	3	100.0	3	2	66.7	3	3	100.0	2	1	50.0	4	3	75.0
Economics	0			0			0			0			1	1	100.0
English	13	12	92.3	16	11	68.8	21	17	81.0	19	16	84.2	45	36	80.0
French	1	1	100.0	0			2	2	100.0	0			3	2	66.7
General Studies	0			0			3	2	66.7	3	2	66.7	1	0	0.0
German	4	4	100.0	1	1	100.0	2	1	50.0	1	0	0.0	1	1	100.0
Graphic Communications Mgt	0			0			0			0			13	12	92.3
History	19	17	89.5	18	12	66.7	22	15	68.2	56	40	71.4	56	45	80.4
Journalism	0			10	8	80.0	2	2	100.0	0			27	22	81.5

*continued on next page*

**Georgia Southern University**  
**First Time Freshman 1st Year Retention By College/Major/Pell and HOPE Eligibility**

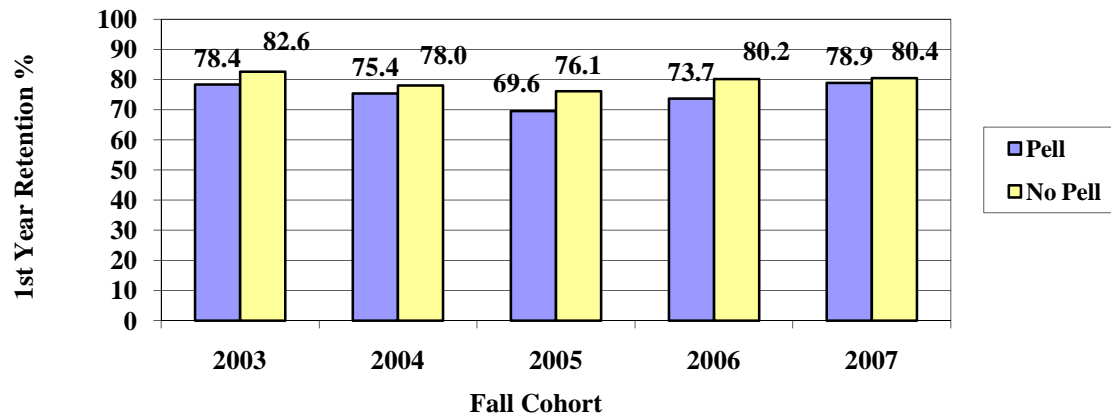
*continued from previous page*

College/Major	2003			2004			2005			2006			2007		
	Cohort	Retention		Cohort	Retention		Cohort	Retention		Cohort	Retention		Cohort	Retention	
		n	%		n	%		n	%		n	%		n	%
<b>College of Liberal Arts &amp; Social Sciences</b>	<b>433</b>	<b>353</b>	<b>81.5</b>	<b>473</b>	<b>366</b>	<b>77.4</b>	<b>508</b>	<b>379</b>	<b>74.6</b>	<b>557</b>	<b>438</b>	<b>78.6</b>	<b>604</b>	<b>483</b>	<b>80.0</b>
Justice Studies	54	41	75.9	46	31	67.4	45	34	75.6	29	19	65.5	32	23	71.9
Music	9	5	55.6	11	10	90.9	7	5	71.4	9	7	77.8	8	5	62.5
Music Ed/Choral Sequence	10	8	80.0	5	4	80.0	6	4	66.7	9	7	77.8	10	8	80.0
Music Ed/Instrumental Sequence	8	8	100.0	13	13	100.0	17	14	82.4	18	16	88.9	14	13	92.9
Performance	4	4	100.0	1	1	100.0	3	2	66.7	9	8	88.9	6	6	100.0
Philosophy	2	2	100.0	3	2	66.7	7	5	71.4	2	2	100.0	4	3	75.0
Political Sci/Pre-Law	21	17	81.0	33	24	72.7	26	19	73.1	43	34	79.1	47	39	83.0
Political Science	28	23	82.1	30	24	80.0	38	27	71.1	33	27	81.8	41	35	85.4
Pre-Communication Arts	100	85	85.0	110	90	81.8	118	92	78.0	149	119	79.9	41	33	80.5
Psychology	92	70	76.1	105	84	80.0	111	71	64.0	101	81	80.2	100	74	74.0
Public Relations	1	1	100.0	1	1	100.0	1	1	100.0	0			26	23	88.5
Sociology	6	6	100.0	2	1	50.0	10	10	100.0	2	2	100.0	2	2	100.0
Sociology/Applied	1	1	100.0	0			0			0			1	1	100.0
Sociology/Social Services	0			2	1	50.0	3	0	0.0	4	4	100.0	0		
Sociology/Social Work	1	1	100.0	1	0	0.0	1	1	100.0	0			0		
Spanish	5	4	80.0	4	2	50.0	2	2	100.0	3	3	100.0	7	5	71.4
Theatre	0			2	2	100.0	1	1	100.0	0			6	6	100.0
Writing and Linguistics	0			5	3	60.0	10	6	60.0	13	7	53.8	10	8	80.0

**Notes:** Cohorts are IPEDS First-time, Full-time, Degree-seeking Freshmen. Majors are at first enrollment. Retention is to the University; not necessarily to the same college or major.

**Georgia Southern University**  
**First Time Freshman 1st Year Retention By College/Major/Pell and HOPE Eligibility**

**College of Liberal Arts & Social Sciences**

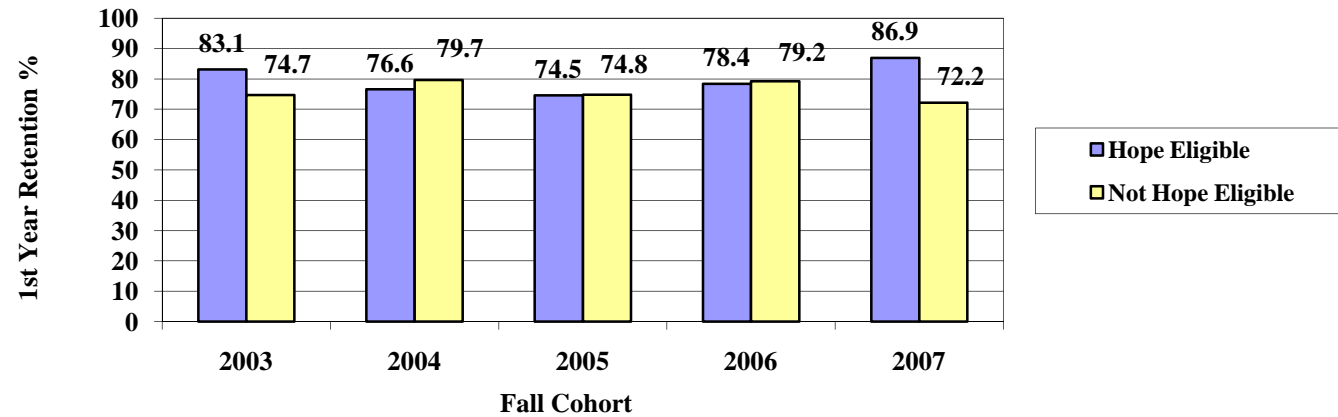


College/Pell Status	Cohort	2003		2004		2005		2006		2007					
		n	%	n	%	n	%	n	%	n	%				
<b>College of Liberal Arts &amp; Social Sciences</b>	<b>433</b>	<b>353</b>	<b>81.5</b>	<b>473</b>	<b>366</b>	<b>77.4</b>	<b>508</b>	<b>379</b>	<b>74.6</b>	<b>557</b>	<b>438</b>	<b>78.6</b>	<b>604</b>	<b>483</b>	<b>80.0</b>
Pell	111	87	78.4	118	89	75.4	115	80	69.6	133	98	73.7	175	138	78.9
No Pell	322	266	82.6	355	277	78.0	393	299	76.1	424	340	80.2	429	345	80.4

**Notes:** Cohorts are IPEDS First-time, Full-time, Degree-seeking Freshmen. Pell status is based on a student receiving a Pell grant their first year or not. Retention is to the University; not necessarily to the same college or major.

**Georgia Southern University**  
**First Time Freshman 1st Year Retention By College/Major/Pell and HOPE Eligibility**

**College of Liberal Arts & Social Sciences**



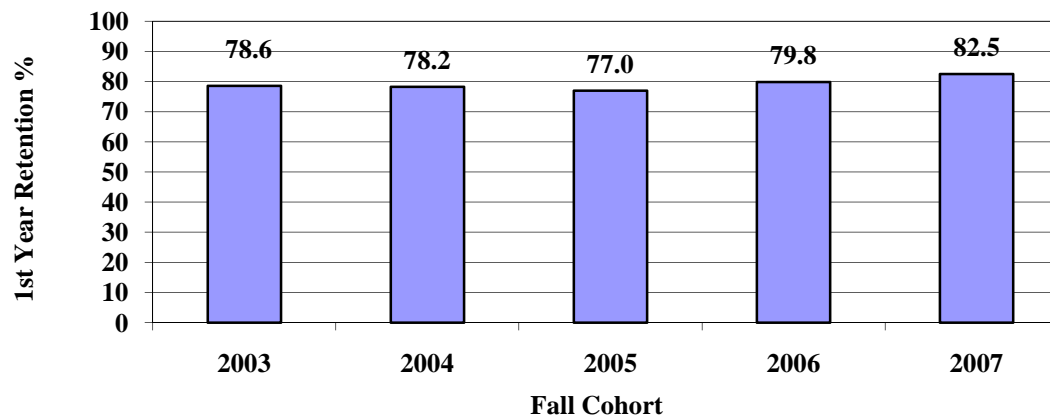
College/Hope Eligibility	2003			2004			2005			2006			2007		
	Cohort	n	Retention %	Cohort	n	Retention %	Cohort	n	Retention %	Cohort	n	Retention %	Cohort	n	Retention %
<b>College of Liberal Arts &amp; Social Sciences</b>	<b>433</b>	<b>353</b>	<b>81.5</b>	<b>473</b>	<b>366</b>	<b>77.4</b>	<b>508</b>	<b>379</b>	<b>74.6</b>	<b>557</b>	<b>438</b>	<b>78.6</b>	<b>604</b>	<b>483</b>	<b>80.0</b>
Hope Eligible	350	291	83.1	350	268	76.6	385	287	74.5	379	297	78.4	320	278	86.9
Not Hope Eligible	83	62	74.7	123	98	79.7	123	92	74.8	178	141	79.2	284	205	72.2

**Notes:** Cohorts are IPEDS First-time, Full-time, Degree-seeking Freshmen. Hope eligibility is based on a student's last status their first year. Retention is to the University; not necessarily to the same college or major.

# **College of Science & Technology**

**Georgia Southern University**  
**First Time Freshman 1st Year Retention By College/Major/Pell and HOPE Eligibility**

**College of Science & Technology**



College/Major	2003			2004			2005			2006			2007		
	Cohort	n	Retention %	Cohort	n	Retention %	Cohort	n	Retention %	Cohort	n	Retention %	Cohort	n	Retention %
<b>College of Science &amp; Technology</b>	<b>593</b>	<b>466</b>	<b>78.6</b>	<b>684</b>	<b>535</b>	<b>78.2</b>	<b>682</b>	<b>525</b>	<b>77.0</b>	<b>609</b>	<b>486</b>	<b>79.8</b>	<b>760</b>	<b>627</b>	<b>82.5</b>
Biology	196	154	78.6	250	198	79.2	166	129	77.7	118	89	75.4	167	138	82.6
Chem/Pre-Pharmacy	22	19	86.4	15	11	73.3	34	27	79.4	36	30	83.3	28	20	71.4
Chemistry	41	34	82.9	59	47	79.7	30	19	63.3	15	14	93.3	74	63	85.1
Chemistry/Pre-Dentistry	2	1	50.0	3	3	100.0	8	7	87.5	18	15	83.3	14	13	92.9
Chemistry/Pre-Medicine	2	0	0.0	1	1	100.0	32	27	84.4	41	31	75.6	19	15	78.9
Civil Engineering Tech	11	7	63.6	10	7	70.0	16	12	75.0	18	15	83.3	26	17	65.4
Construction Management	30	20	66.7	25	14	56.0	48	38	79.2	39	29	74.4	58	41	70.7
Electrical Engineering Tech	8	7	87.5	7	6	85.7	7	6	85.7	10	9	90.0	23	18	78.3
Geography	0			2	2	100.0	2	1	50.0	3	1	33.3	1	1	100.0
Geology	5	4	80.0	2	1	50.0	4	4	100.0	1	1	100.0	2	1	50.0
Graphic Communications Mgt	0			0			0			1	1	100.0	0	0	
GTREP/Civil Engineering	22	18	81.8	21	19	90.5	26	23	88.5	11	11	100.0	33	32	97.0
GTREP/Computer Engineering	22	18	81.8	18	14	77.8	19	14	73.7	13	12	92.3	4	3	75.0

*continued on next page*

**Georgia Southern University**  
**First Time Freshman 1st Year Retention By College/Major/Pell and HOPE Eligibility**

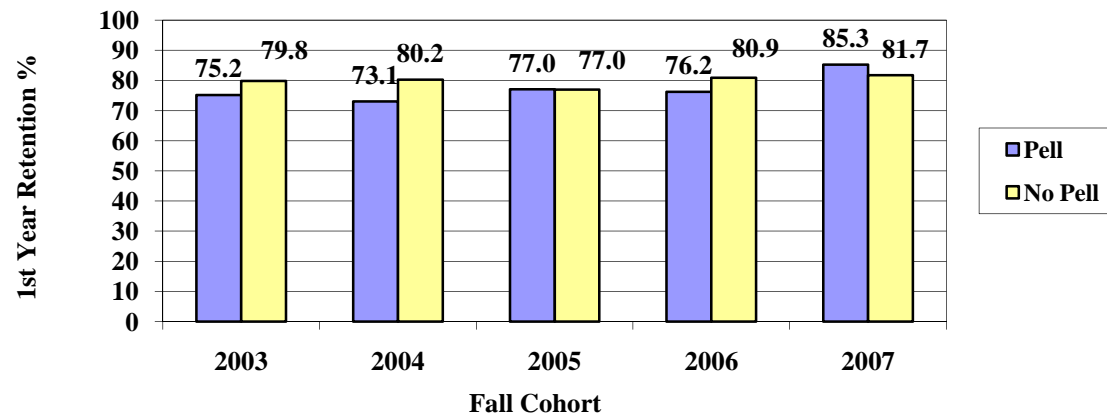
*continued from previous page*

College/Major	2003			2004			2005			2006			2007		
	Cohort	Retention		Cohort	Retention		Cohort	Retention		Cohort	Retention		Cohort	Retention	
		n	%		n	%		n	%		n	%		n	%
<b>College of Science &amp; Technology</b>	<b>593</b>	<b>466</b>	<b>78.6</b>	<b>684</b>	<b>535</b>	<b>78.2</b>	<b>682</b>	<b>525</b>	<b>77.0</b>	<b>609</b>	<b>486</b>	<b>79.8</b>	<b>760</b>	<b>627</b>	<b>82.5</b>
GTREP/Electrical Engineering	18	12	66.7	16	12	75.0	16	11	68.8	14	13	92.9	12	10	83.3
GTREP/Mechanical Engineering	8	7	87.5	35	31	88.6	36	30	83.3	27	25	92.6	34	31	91.2
Industrial Engineering Tech	0			2	2	100.0	0			0			0	0	
Industrial Management	0			0			1	0	0.0	0			1	1	100.0
Mathematics	9	6	66.7	4	2	50.0	9	6	66.7	23	19	82.6	23	20	87.0
Mechanical Engineering Tech	36	30	83.3	14	10	71.4	26	19	73.1	21	17	81.0	43	36	83.7
Phy/Pre-Dent	0			1	0	0.0	2	1	50.0	3	3	100.0	5	3	60.0
Phy/Pre-Med	0			3	1	33.3	2	0	0.0	2	0	0.0	2	1	50.0
Physics	8	6	75.0	9	6	66.7	11	10	90.9	8	5	62.5	9	7	77.8
Pre-Forestry	2	0	0.0	3	3	100.0	2	0	0.0	0			1	1	100.0
Printing Management	5	3	60.0	1	1	100.0	4	3	75.0	0			0	0	
Regents Engr Transfer Prg	38	35	92.1	39	31	79.5	42	36	85.7	56	43	76.8	55	47	85.5
Technology Options Program	108	85	78.7	144	113	78.5	139	102	73.4	131	103	78.6	126	108	85.7

**Notes:** Cohorts are IPEDS First-time, Full-time, Degree-seeking Freshmen. Majors are at first enrollment. Retention is to the University; not necessarily to the same college or major.

**Georgia Southern University**  
**First Time Freshman 1st Year Retention By College/Major/Pell and HOPE Eligibility**

**College of Science & Technology**

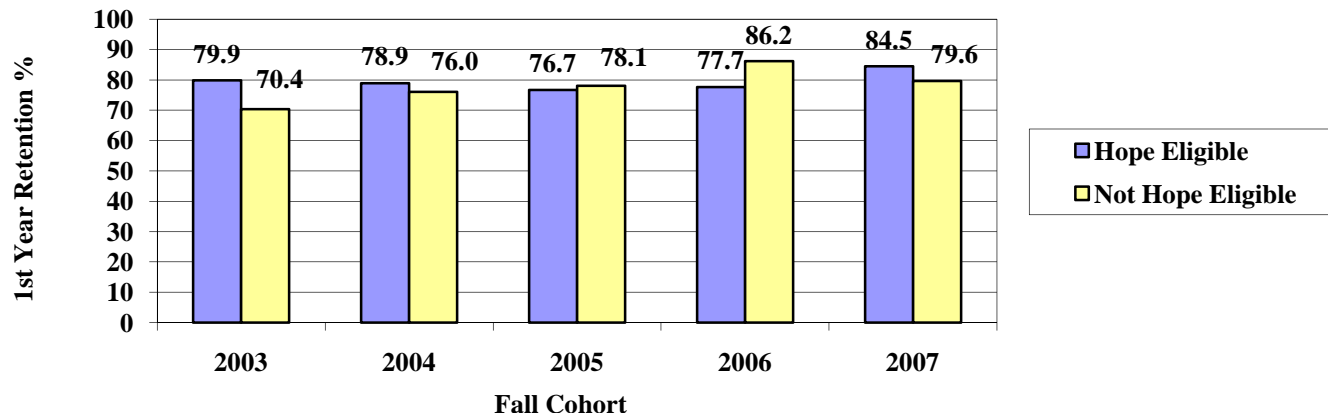


College/Pell Status	2003			2004			2005			2006			2007		
	Cohort	n	Retention %	Cohort	n	Retention %	Cohort	n	Retention %	Cohort	n	Retention %	Cohort	n	Retention %
<b>College of Science &amp; Technology</b>	<b>593</b>	<b>466</b>	<b>78.6</b>	<b>684</b>	<b>535</b>	<b>78.2</b>	<b>682</b>	<b>525</b>	<b>77.0</b>	<b>609</b>	<b>486</b>	<b>79.8</b>	<b>760</b>	<b>627</b>	<b>82.5</b>
Pell	157	118	75.2	193	141	73.1	161	124	77.0	143	109	76.2	170	145	85.3
No Pell	436	348	79.8	491	394	80.2	521	401	77.0	466	377	80.9	590	482	81.7

**Notes:** Cohorts are IPEDS First-time, Full-time, Degree-seeking Freshmen. Pell status is based on a student receiving a Pell grant their first year or not. Retention is to the University; not necessarily to the same college or major.

**Georgia Southern University**  
**First Time Freshman 1st Year Retention By College/Major/Pell and HOPE Eligibility**

**College of Science & Technology**

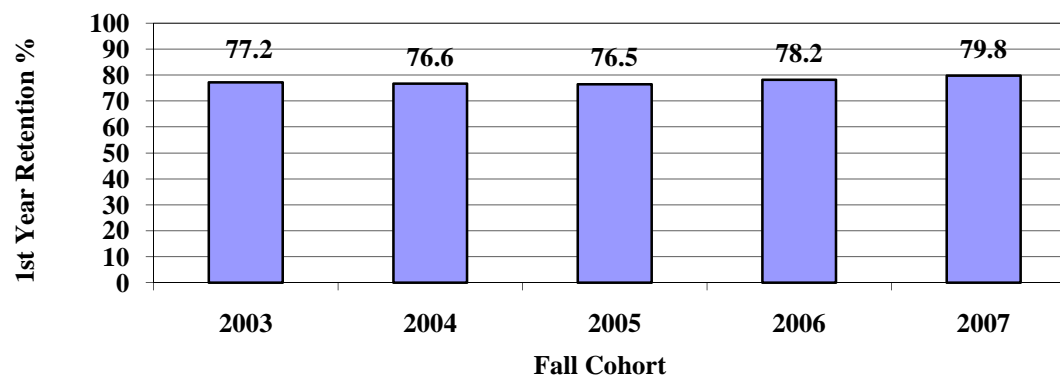


College/Hope Eligibility	2003			2004			2005			2006			2007		
	Cohort	n	Retention %	Cohort	n	Retention %	Cohort	n	Retention %	Cohort	n	Retention %	Cohort	n	Retention %
<b>College of Science &amp; Technology</b>	<b>593</b>	<b>466</b>	<b>78.6</b>	<b>684</b>	<b>535</b>	<b>78.2</b>	<b>682</b>	<b>525</b>	<b>77.0</b>	<b>609</b>	<b>486</b>	<b>79.8</b>	<b>760</b>	<b>627</b>	<b>82.5</b>
Hope Eligible	512	409	79.9	513	405	78.9	527	404	76.7	457	355	77.7	451	381	84.5
Not Hope Eligible	81	57	70.4	171	130	76.0	155	121	78.1	152	131	86.2	309	246	79.6

**Notes:** Cohorts are IPEDS First-time, Full-time, Degree-seeking Freshmen. Hope eligibility is based on a student's last status their first year. Retention is to the University; not necessarily to the same college or major.

**Georgia Southern University**  
**First Time Freshman 1st Year Retention By College/Major/Pell and HOPE Eligibility**

**College of Science & Technology**  
**Less Engineering Studies Programs<sup>a</sup>**



College/Major	2003			2004			2005			2006			2007		
	Cohort	n	Retention %	Cohort	n	Retention %	Cohort	n	Retention %	Cohort	n	Retention %	Cohort	n	Retention %
<b>College of Science &amp; Technology</b> <b>Less Engineering Studies Programs<sup>a</sup></b>	<b>377</b>	<b>291</b>	<b>77.2</b>	<b>411</b>	<b>315</b>	<b>76.6</b>	<b>404</b>	<b>309</b>	<b>76.5</b>	<b>357</b>	<b>279</b>	<b>78.2</b>	<b>496</b>	<b>396</b>	<b>79.8</b>
Biology	196	154	78.6	250	198	79.2	166	129	77.7	118	89	75.4	167	138	82.6
Chem/Pre-Pharmacy	22	19	86.4	15	11	73.3	34	27	79.4	36	30	83.3	28	20	71.4
Chemistry	41	34	82.9	59	47	79.7	30	19	63.3	15	14	93.3	74	63	85.1
Chemistry/Pre-Dentistry	2	1	50.0	3	3	100.0	8	7	87.5	18	15	83.3	14	13	92.9
Chemistry/Pre-Medicine	2	0	0.0	1	1	100.0	32	27	84.4	41	31	75.6	19	15	78.9
Civil Engineering Tech	11	7	63.6	10	7	70.0	16	12	75.0	18	15	83.3	26	17	65.4
Construction Management	30	20	66.7	25	14	56.0	48	38	79.2	39	29	74.4	58	41	70.7
Electrical Engineering Tech	8	7	87.5	7	6	85.7	7	6	85.7	10	9	90.0	23	18	78.3
Geography	0			2	2	100.0	2	1	50.0	3	1	33.3	1	1	100.0
Geology	5	4	80.0	2	1	50.0	4	4	100.0	1	1	100.0	2	1	50.0

*continued on next page*

**Notes:** Cohorts are IPEDS First-time, Full-time, Degree-seeking Freshmen. Majors are at first enrollment. Retention is to the University; not necessarily to the same college or major.

<sup>a</sup> Engineering Studies majors excluded are GTREP, Regents Engineering Transfer Program, Two Plus Engineering Transfer, and Technology Options Program

**Georgia Southern University**  
**First Time Freshman 1st Year Retention By College/Major/Pell and HOPE Eligibility**

*continued from previous page*

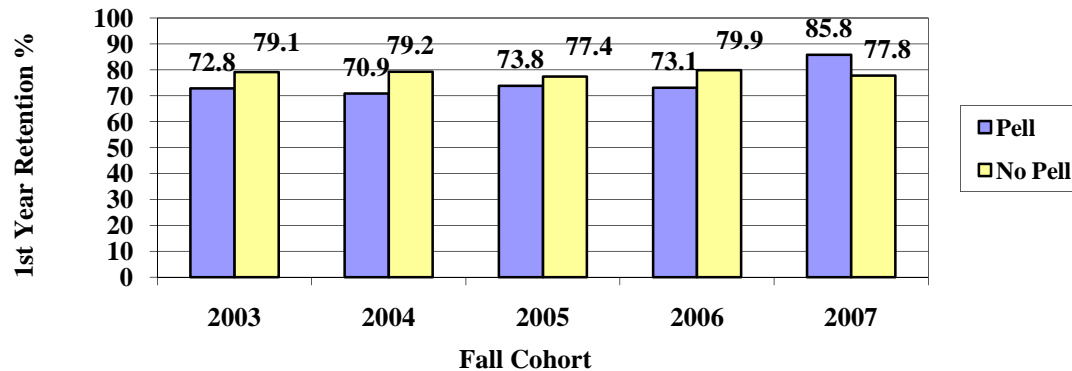
College/Major	2003			2004			2005			2006			2007		
	Cohort	Retention		Cohort	Retention		Cohort	Retention		Cohort	Retention		Cohort	Retention	
		n	%		n	%		n	%		n	%		n	%
<b>College of Science &amp; Technology</b>															
<b>Less Engineering Studies Programs<sup>a</sup></b>	<b>377</b>	<b>291</b>	<b>77.2</b>	<b>411</b>	<b>315</b>	<b>76.6</b>	<b>404</b>	<b>309</b>	<b>76.5</b>	<b>357</b>	<b>279</b>	<b>78.2</b>	<b>496</b>	<b>396</b>	<b>79.8</b>
Graphic Communications Mgt	0			0			0			1	1	100.0	0		
Industrial Engineering Tech	0			2	2	100.0	0			0			0		
Industrial Management	0			0			1	0	0.0	0			1	1	100.0
Mathematics	9	6	66.7	4	2	50.0	9	6	66.7	23	19	82.6	23	20	87.0
Mechanical Engineering Tech	36	30	83.3	14	10	71.4	26	19	73.1	21	17	81.0	43	36	83.7
Phy/Pre-Dent	0			1	0	0.0	2	1	50.0	3	3	100.0	5	3	60.0
Phy/Pre-Med	0			3	1	33.3	2	0	0.0	2	0	0.0	2	1	50.0
Physics	8	6	75.0	9	6	66.7	11	10	90.9	8	5	62.5	9	7	77.8
Pre-Forestry	2	0	0.0	3	3	100.0	2	0	0.0	0			1	1	100.0
Printing Management	5	3	60.0	1	1	100.0	4	3	75.0	0			0		

**Notes:** Cohorts are IPEDS First-time, Full-time, Degree-seeking Freshmen. Majors are at first enrollment. Retention is to the University; not necessarily to the same college or major

<sup>a</sup> Engineering Studies majors excluded are GTREP, Regents Engineering Transfer Program, Two Plus Engineering Transfer, and Technology Options Program

**Georgia Southern University**  
**First Time Freshman 1st Year Retention By College/Major/Pell and HOPE Eligibility**

**College of Science & Technology**  
**Less Engineering Studies Program<sup>a</sup>**



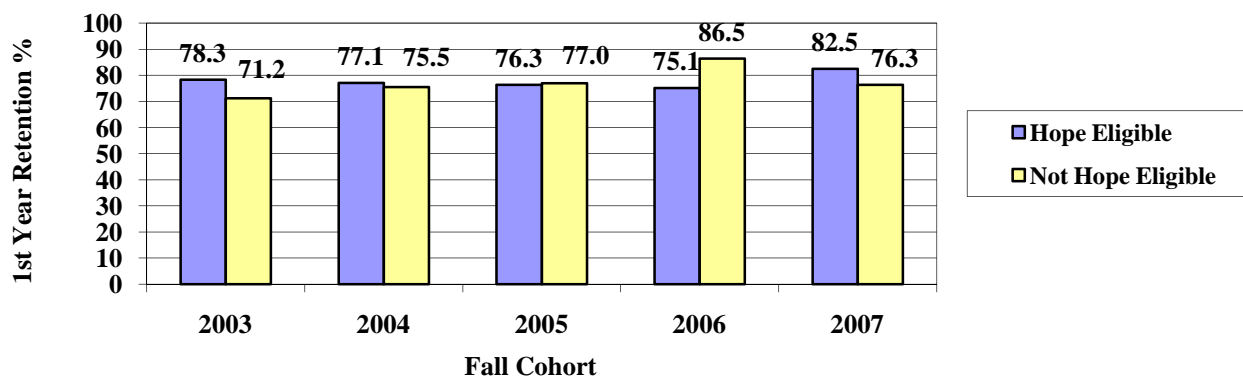
College/Pell Status	2003			2004			2005			2006			2007		
	Cohort	n	Retention %	Cohort	n	Retention %	Cohort	n	Retention %	Cohort	n	Retention %	Cohort	n	Retention %
<b>College of Science &amp; Technology</b>															
<b>Less Engineering Studies Programs<sup>a</sup></b>	377	291	77.2	411	315	76.6	404	309	76.5	357	279	78.2	496	396	79.8
Pell	114	83	72.8	127	90	70.9	107	79	73.8	93	68	73.1	127	109	85.8
No Pell	263	208	79.1	284	225	79.2	297	230	77.4	264	211	79.9	369	287	77.8

**Notes:** Cohorts are IPEDS First-time, Full-time, Degree-seeking Freshmen. Pell status is based on a student receiving a Pell grant their first year or not. Retention is to the University; not necessarily to the same college or major.

<sup>a</sup> Engineering Studies majors excluded are GTREP, Regents Engineering Transfer Program, Two Plus Engineering Transfer, and Technology Options Program

**Georgia Southern University**  
**First Time Freshman 1st Year Retention By College/Major/Pell and HOPE Eligibility**

**College of Science & Technology**  
**Less Engineering Studies Program<sup>a</sup>**



College/Hope Eligibility	2003			2004			2005			2006			2007		
	Cohort	n	Retention %	Cohort	n	Retention %	Cohort	n	Retention %	Cohort	n	Retention %	Cohort	n	Retention %
<b>College of Science &amp; Technology</b> <b>Less Engineering Studies Programs<sup>a</sup></b>	377	291	77.2	411	315	76.6	404	309	76.5	357	279	78.2	496	396	79.8
Hope Eligible	318	249	78.3	301	232	77.1	304	232	76.3	261	196	75.1	285	235	82.5
Not Hope Eligible	59	42	71.2	110	83	75.5	100	77	77.0	96	83	86.5	211	161	76.3

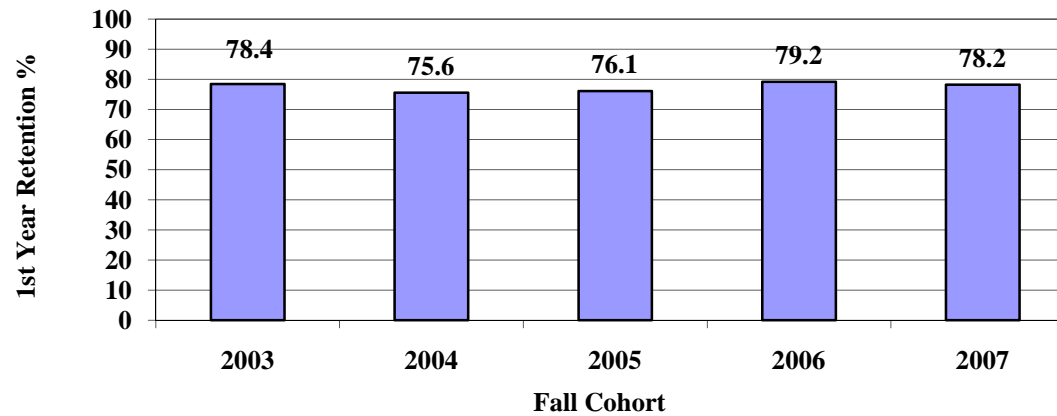
**Notes:** Cohorts are IPEDS First-time, Full-time, Degree-seeking Freshmen. Hope eligibility is based on a student's last status their first year. Retention is to the University; not necessarily to the same college or major.

<sup>a</sup> Engineering Studies majors excluded are GTREP, Regents Engineering Transfer Program, Two Plus Engineering Transfer, and Technology Options Program

# **Office of the Provost**

**Georgia Southern University**  
**First Time Freshman 1st Year Retention By College/Major/Pell and HOPE Eligibility**

**Office of the Provost**

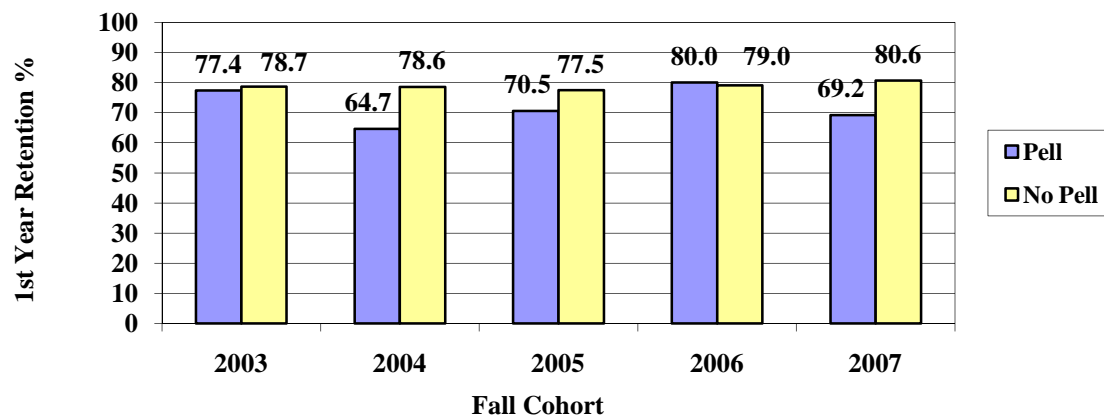


College/Major	Cohort	2003		2004		2005		2006		2007					
		n	%	n	%	n	%	n	%	n	%				
<b>Office of the Provost</b>	<b>570</b>	<b>447</b>	<b>78.4</b>	<b>623</b>	<b>471</b>	<b>75.6</b>	<b>560</b>	<b>426</b>	<b>76.1</b>	<b>418</b>	<b>331</b>	<b>79.2</b>	<b>486</b>	<b>380</b>	<b>78.2</b>
General Studies	3	3	100.0	3	3	100.0	1	1	100.0	0			0		
International Studies	7	7	100.0	11	9	81.8	20	18	90.0	19	18	94.7	29	17	58.6
International Trade	4	4	100.0	8	8	100.0	5	3	60.0	9	9	100.0	6	4	66.7
Undeclared	556	433	77.9	601	451	75.0	534	404	75.7	390	304	77.9	451	359	79.6

**Notes:** Cohorts are IPEDS First-time, Full-time, Degree-seeking Freshmen. Majors are at first enrollment. Retention is to the University; not necessarily to the same college or major.

**Georgia Southern University**  
**First Time Freshman 1st Year Retention By College/Major/Pell and HOPE Eligibility**

**Office of the Provost**

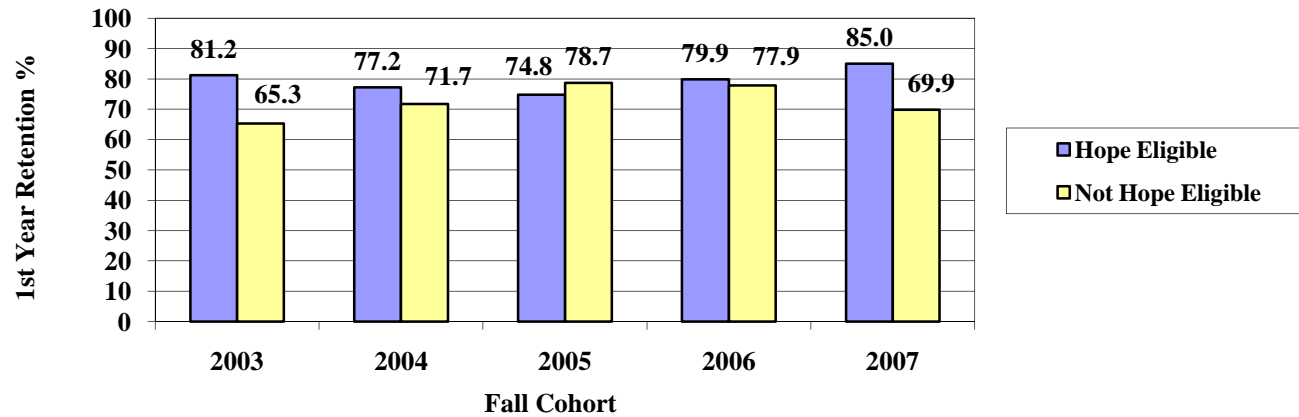


College/Pell Status	Cohort	2003		2004		2005		2006		2007					
		n	%	n	%	n	%	n	%	n	%				
<b>Office of the Provost</b>	<b>570</b>	<b>447</b>	<b>78.4</b>	<b>623</b>	<b>471</b>	<b>75.6</b>	<b>560</b>	<b>426</b>	<b>76.1</b>	<b>418</b>	<b>331</b>	<b>79.2</b>	<b>486</b>	<b>380</b>	<b>78.2</b>
Pell	115	89	77.4	133	86	64.7	112	79	70.5	70	56	80.0	104	72	69.2
No Pell	455	358	78.7	490	385	78.6	448	347	77.5	348	275	79.0	382	308	80.6

**Notes:** Cohorts are IPEDS First-time, Full-time, Degree-seeking Freshmen. Pell status is based on a student receiving a Pell grant their first year or not. Retention is to the University; not necessarily to the same college or major.

**Georgia Southern University**  
**First Time Freshman 1st Year Retention By College/Major/Pell and HOPE Eligibility**

**Office of the Provost**

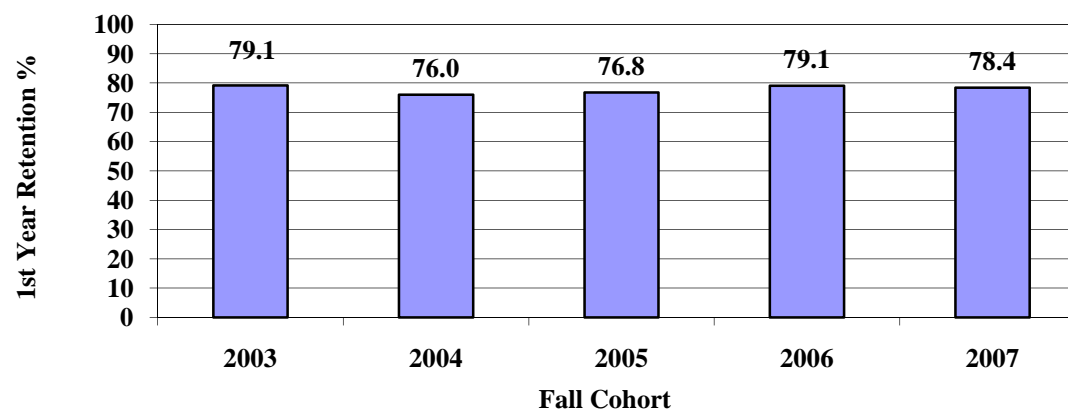


College/Hope Eligibility	2003			2004			2005			2006			2007		
	Cohort	n	%	Cohort	n	%	Cohort	n	%	Cohort	n	%	Cohort	n	%
<b>Office of the Provost</b>	<b>570</b>	<b>447</b>	<b>78.4</b>	<b>623</b>	<b>471</b>	<b>75.6</b>	<b>560</b>	<b>426</b>	<b>76.1</b>	<b>418</b>	<b>331</b>	<b>79.2</b>	<b>486</b>	<b>380</b>	<b>78.2</b>
Hope Eligible	469	381	81.2	439	339	77.2	377	282	74.8	278	222	79.9	267	227	85.0
Not Hope Eligible	101	66	65.3	184	132	71.7	183	144	78.7	140	109	77.9	219	153	69.9

**Notes:** Cohorts are IPEDS First-time, Full-time, Degree-seeking Freshmen. Hope eligibility is based on a student's last status their first year. Retention is to the University; not necessarily to the same college or major.

**Georgia Southern University**  
**First Time Freshman 1st Year Retention By College/Major/Pell and HOPE Eligibility**

Office of the Provost **Less Learning Support<sup>a</sup>**



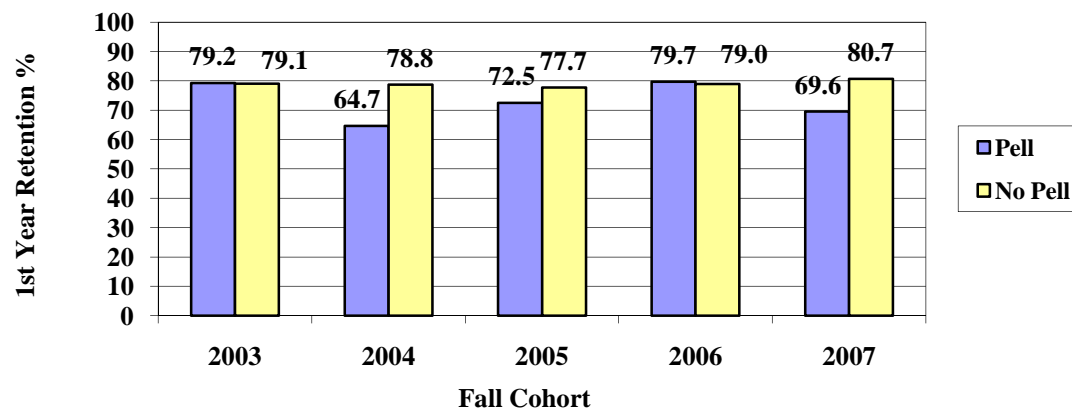
College/Major	Cohort	2003		2004		2005		2006		2007					
		n	%	n	%	n	%	n	%	n	%				
<b>Office of the Provost Less Learning Support<sup>a</sup></b>	555	439	79.1	599	455	76.0	542	416	76.8	411	325	79.1	481	377	78.4
General Studies	3	3	100.0	2	2	100.0	1	1	100.0	0			0		
International Studies	7	7	100.0	11	9	81.8	20	18	90.0	19	18	94.7	29	17	58.6
International Trade	4	4	100.0	8	8	100.0	5	3	60.0	9	9	100.0	6	4	66.7
Undeclared	541	425	78.6	578	436	75.4	516	394	76.4	383	298	77.8	446	356	79.8

**Notes:** Cohorts are IPEDS First-time, Full-time, Degree-seeking Freshmen. Majors are at first enrollment. Retention is to the University; not necessarily to the same college or major.

<sup>a</sup> Learning Support status is at first enrollment.

**Georgia Southern University**  
**First Time Freshman 1st Year Retention By College/Major/Pell and HOPE Eligibility**

Office of the Provost **Less Learning Support<sup>a</sup>**



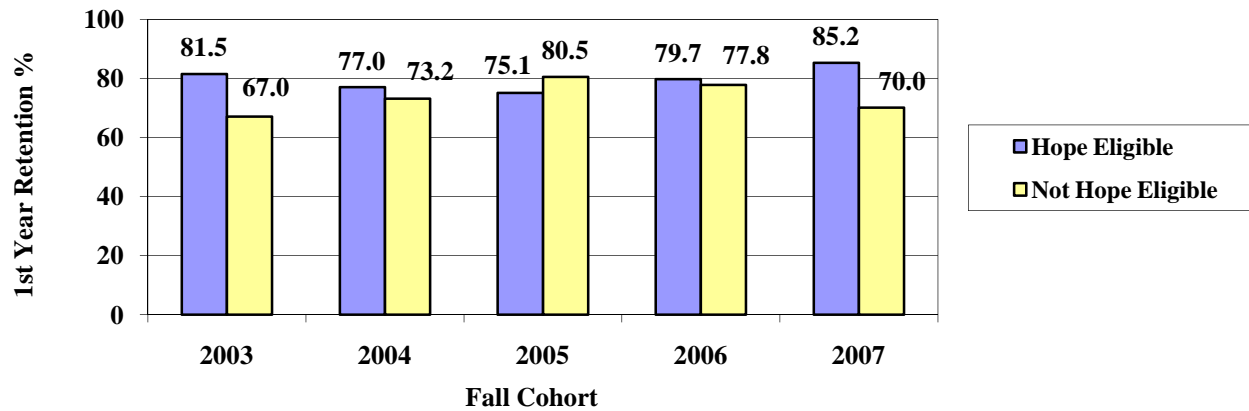
College/Pell Status	Cohort	2003		2004		2005		2006		2007					
		n	%	n	%	n	%	n	%	n	%				
<b>Office of the Provost</b>															
<b>Less Learning Support<sup>a</sup></b>	555	439	79.1	599	455	76.0	542	416	76.8	411	325	79.1	481	377	78.4
Pell	106	84	79.2	119	77	64.7	102	74	72.5	64	51	79.7	102	71	69.6
No Pell	449	355	79.1	480	378	78.8	440	342	77.7	347	274	79.0	379	306	80.7

**Notes:** Cohorts are IPEDS First-time, Full-time, Degree-seeking Freshmen. Pell status is based on a student receiving a Pell grant their first year or not. Retention is to the University; not necessarily to the same college or major.

<sup>a</sup> Learning Support status is at first enrollment.

**Georgia Southern University**  
**First Time Freshman 1st Year Retention By College/Major/Pell and HOPE Eligibility**

Office of the Provost **Less Learning Support<sup>a</sup>**



College/Hope Eligibility	Cohort	2003		2004		2005		2006		2007					
		n	%	n	%	n	%	n	%	n	%				
<b>Office of the Provost</b>															
<b>Less Learning Support<sup>a</sup></b>	555	439	79.1	599	455	76.0	542	416	76.8	411	325	79.1	481	377	78.4
Hope Eligible	464	378	81.5	435	335	77.0	373	280	75.1	276	220	79.7	264	225	85.2
Not Hope Eligible	91	61	67.0	164	120	73.2	169	136	80.5	135	105	77.8	217	152	70.0

**Notes:** Cohorts are IPEDS First-time, Full-time, Degree-seeking Freshmen. Hope eligibility is based on a student's last status their first year. Retention is to the University; not necessarily to the same college or major.

<sup>a</sup> Learning Support status is at first enrollment.